

2018

# MISSISSIPPI

AGRICULTURE, FORESTRY & NATURAL RESOURCES



**MISSISSIPPI STATE UNIVERSITY**<sup>TM</sup>  
DIVISION OF AGRICULTURE, FORESTRY  
AND VETERINARY MEDICINE

**FARM  
BUREAU**  
MISSISSIPPI

## MISSISSIPPI

# AGRICULTURE, FORESTRY & NATURAL RESOURCES

(OVERVIEW)

**35,800** farms

**10.7** million acres of land farmed

**\$26.75** billion value of farmland & buildings

**19.7** million acres of forestland

**14,000** miles of streams

**640,000** acres of ponds & lakes

### Top 6 enterprises in 2018

- poultry and eggs
- forestry
- soybeans
- cotton
- corn
- cattle and calves

## MAKING A

# DIFFERENCE IN OUR STATE

(BY THE NUMBERS)

**\$7.72**  
billion

2018 farm-gate value of ag and forestry production (includes government pymts)

**\$16.75**  
billion

2018 value-added to the MS economy by ag and forestry production

**\$109**  
million

R&D expenditures by MSU in agricultural sciences - #9 national ranking

**3,596**

Students enrolled in Ag Division colleges at MSU, Fall 2018 - highest ever

**192,956**

Farm Bureau members served by the largest farm organization in the state



**Soybean Yields** *53 bushels/acre\**

**Cotton Yields** *1,155 lbs/acre\**

**Soybean Production** *117 million bushels\**

**Corn Yields** *188 bushels per acre\**

**Cotton Production** *1.46 million bales\**

**Broiler Production** *\$2.68 billion\**  
*(value)*

**Egg Production** *\$304 million\**  
*(value)*

**Soybean Production** *\$1.06 billion\**  
*(value)*

## Mississippi is in the Top 20 in the production of 13 agricultural commodities

- **#1** in Catfish
- **#3** in Pulpwood
- **#3** in Sweet Potatoes
- **#3** in Cotton
- **#3** in Cottonseed
- **#5** in Broilers
- **#6** in Rice
- **#8** in Peanuts
- **#9** in Blueberries
- **#11** in Pecans
- **#12** in Soybeans
- **#15** in Watermelons
- **#20** in Hogs & Pigs

All production and income estimates are subject to change as USDA releases updated information in 2019.

\* Record/Near record level

Source: Mississippi Ag Statistics Service/National Ag Statistics Service, USDA



MISSISSIPPI

# FARMS & FARMERS

**Farm acreage** 10,700,000

**Forestry acreage** 19,700,000

## Demographics of farmers

### Race

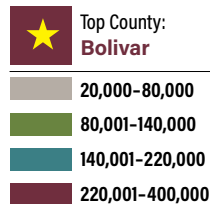
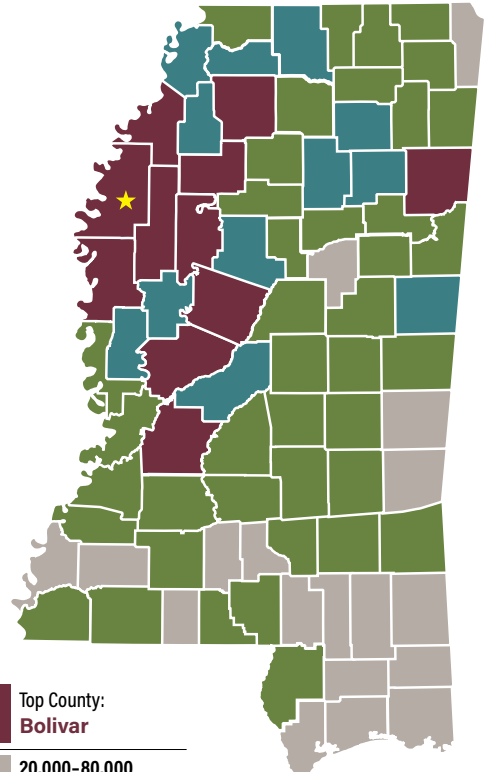
- White 86.0%
- African American 13.2%
- Other 0.8%

### Gender

- Male 86.1%
- Female 13.9%

**Average age** 60.4

## ACREAGE IN FARMS



Map based on 2012 Ag Census data



MISSISSIPPI

# FARMS & FARMERS

**Number of farms** 35,800

**Farms with \$1 million or more in sales** 1,900

**Value of farmland & buildings** \$26.75B

**Average size of farm (acres)** 299

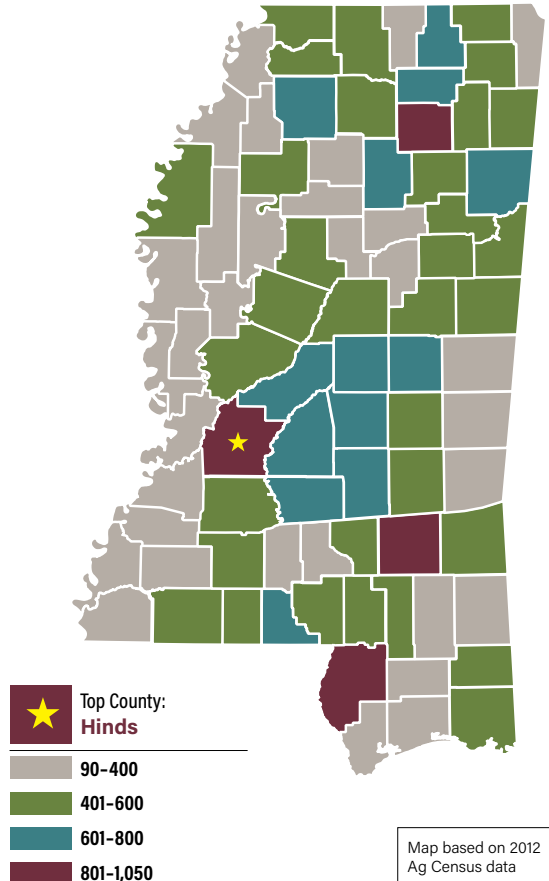
## Principal operators' primary occupation

**Farming** 16,355

**Other** 21,721

Source: 2012 Ag Census and National Ag Statistics Service, USDA.

## NUMBER OF FARMS



Map based on 2012 Ag Census data



MISSISSIPPI

## BROILERS

**747,000,000** broilers produced in 2018

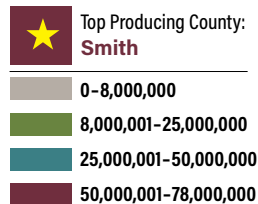
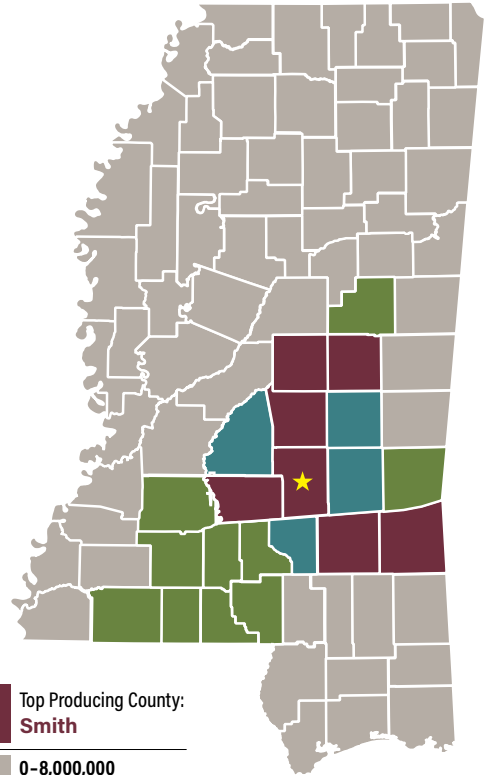
**1,430** farms

**\$2,680** million value of production in 2018



**\$100**  
**MILLION**  
ABOVE 2017  
VALUE OF  
PRODUCTION

## NUMBER OF BROILERS SOLD



Map based on 2012  
Ag Census data




MISSISSIPPI

## FORESTRY

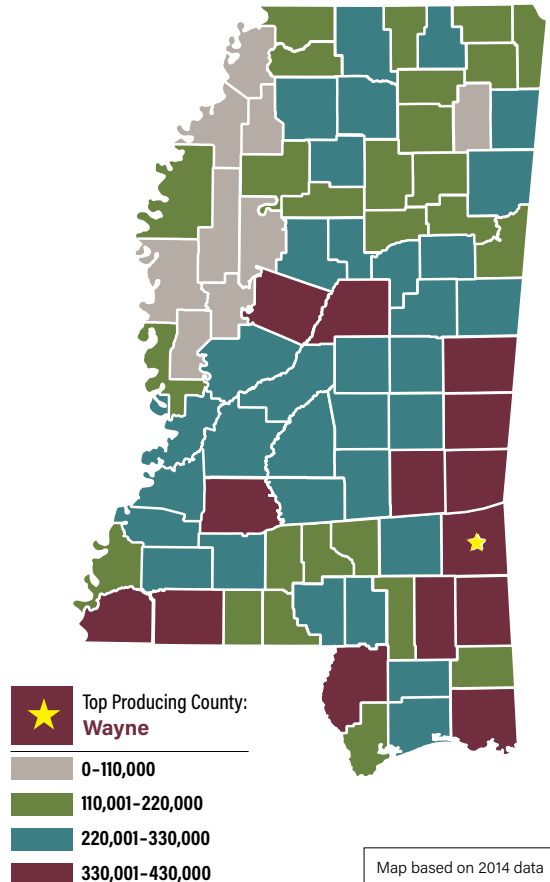
**19,700,000** acres

**125,000** forest landowners

**\$1,250** million value of production in 2018



## TIMBER ACREAGE





MISSISSIPPI

# SOYBEANS

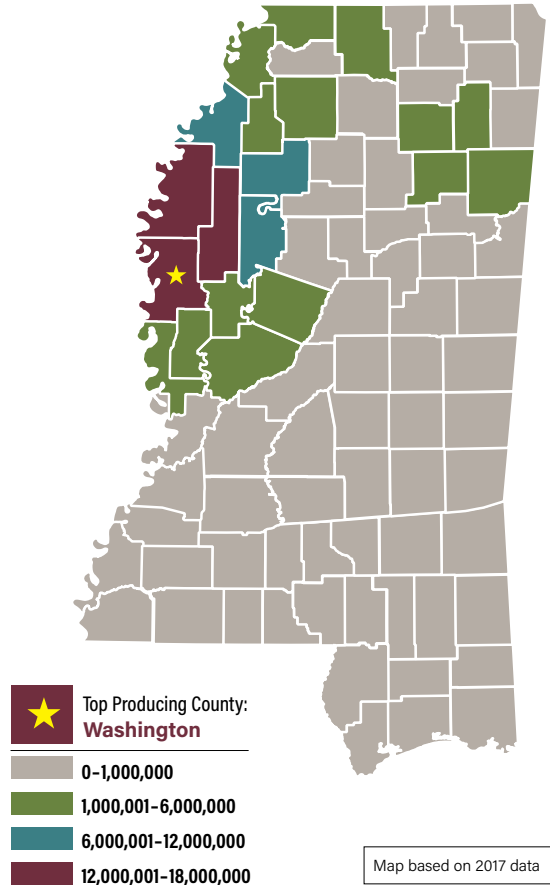
**116,600,000** bushels produced in 2018

**3,274** farms

**\$1,055** million value of production in 2018



## SOYBEAN BUSHELS







MISSISSIPPI

# COTTON

**1,480,000** bales produced in 2018

**824** farms

**\$623** million value of production in 2018

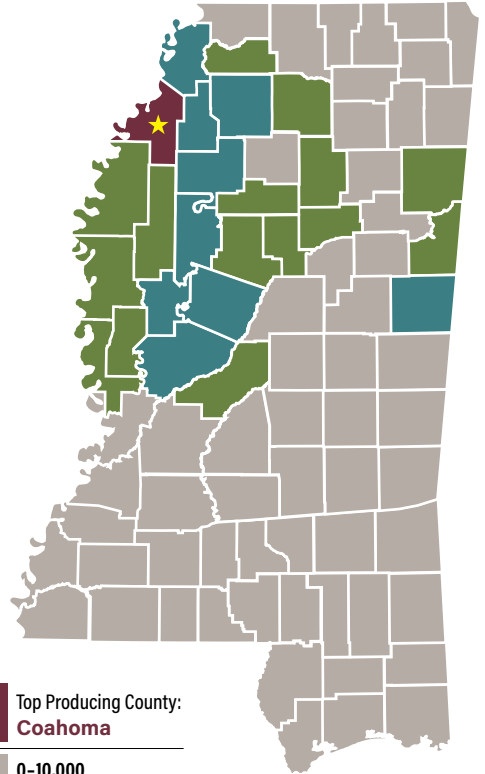


**\$89**

**MILLION**

ABOVE 2017  
VALUE OF  
PRODUCTION

## COTTON BALES



**★** Top Producing County:  
**Coahoma**

- 0-10,000
- 10,001-50,000
- 50,001-100,000
- 100,000-210,000

Map based on 2017 data



MISSISSIPPI

# CORN

**86,480,000** bushels produced in 2018

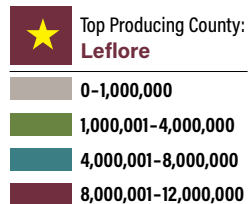
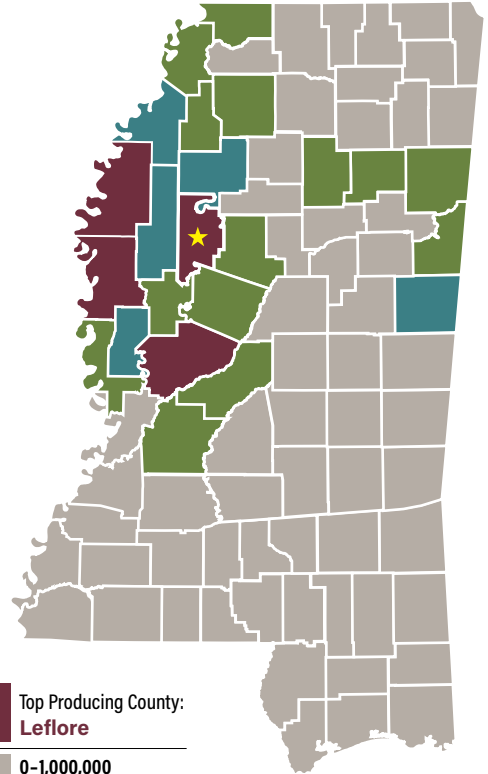
**2,022** farms

**\$351** million value of production in 2018



**\$6**  
**MILLION**  
ABOVE 2017  
VALUE OF  
PRODUCTION

## CORN BUSHELS



Map based on 2017 data



MISSISSIPPI

# CATTLE & CALVES

**930,000** head in 2018 *(1/1/18 inventory)*

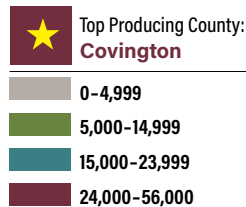
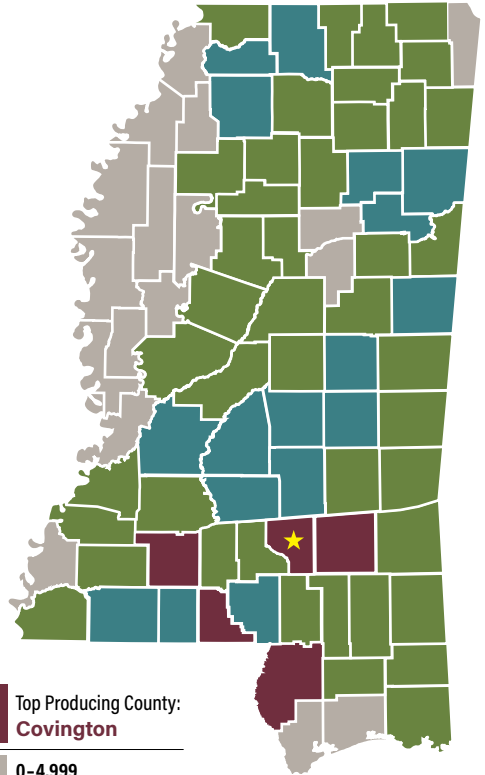
**15,940** farms

**\$305** million value of production in 2018




**\$20**  
**MILLION**  
ABOVE 2017  
VALUE OF  
PRODUCTION

## CATTLE AND CALF INVENTORY



Map based on 2018 data



MISSISSIPPI

# CATFISH

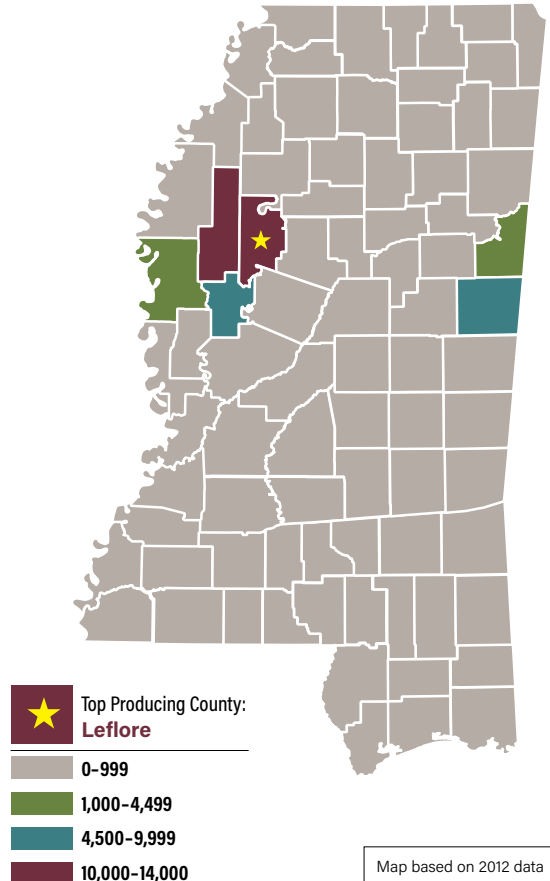
**160** operations

**36,100** acres of production

**\$164** million value of production in 2018



## CATFISH WATER ACRES





MISSISSIPPI

# RICE

**10,147,000** hundred weight  
produced in 2018

**259** farms

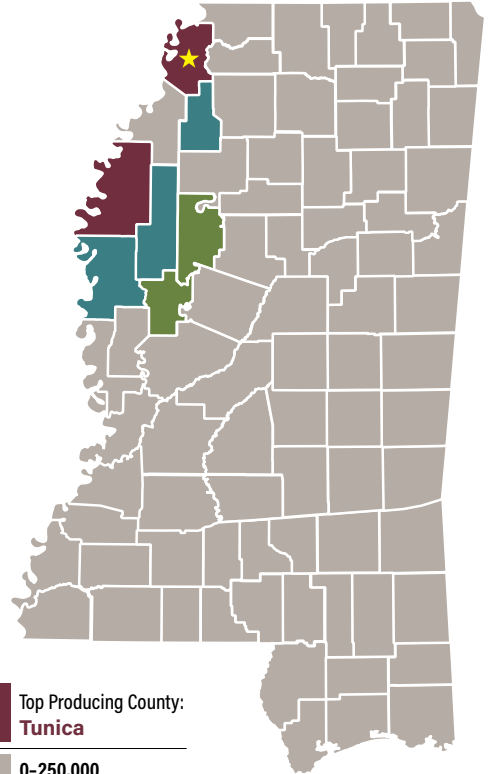
**\$117** million value of production in 2018







**\$21**  
**MILLION**

ABOVE 2017  
VALUE OF  
PRODUCTION

## RICE HUNDREDWEIGHT



 Top Producing County:  
**Tunica**

-  0-250,000
-  250,001-500,000
-  500,001-1,500,000
-  1,500,001-2,500,000

Map based on 2017 data



MISSISSIPPI

## WHEAT

**35,000** acres harvested in 2018

**2,065,000** bushels produced in 2018

**\$12** million value of production in 2018



MISSISSIPPI

## HAY

**590,000** acres harvested in 2018

**1.18** million tons produced in 2018

**\$106** million value of production in 2018



**\$6**

**MILLION**

ABOVE 2017  
VALUE OF  
PRODUCTION





MISSISSIPPI

## SWEET POTATOES

**29,000** acres harvested in 2018

**5.40** million hundredweight produced in 2018

**89** farms

**\$118** million value of production in 2018



MISSISSIPPI

## HORTICULTURE

**\$104** million value of production in 2018 for **horticulture crops** excluding sweet potatoes.

**Horticulture crops** include vegetables, melons, potatoes, fruits, tree nuts, berries, nursery, greenhouses, floriculture, sod, and Christmas tree farms.



**\$4**  
**MILLION**  
ABOVE 2017  
VALUE OF  
PRODUCTION





MISSISSIPPI

## EGGS

**1,410** million eggs produced in 2018

**276** farms with 100+ layers

**\$304** million value of production in 2018



MISSISSIPPI

## HOGS

**575,000** hogs and pigs

*(12/20/18 inventory)*

**1,212,000** piglets born in 2018

**306** farms with hogs

**\$94** million value of production in 2018



**\$93**

**MILLION**

ABOVE 2017  
VALUE OF  
PRODUCTION



**\$7**

**MILLION**

ABOVE 2017  
VALUE OF  
PRODUCTION





MISSISSIPPI

## PEANUTS

**24,000** acres harvested in 2018

**96** million pounds produced in 2018

**128** farms

**\$19** million value of production in 2018



MISSISSIPPI

## DAIRY MILK

**68** Grade A Dairy Herds

*(Estimated 12/2018)*

**9,000** milk cows in 2018

**\$23** million value of  
production of milk in 2018





MISSISSIPPI

## GRAIN SORGHUM

**3,000** acres harvested in 2018

**240,000** bushels produced in 2018

**\$1.3** million value of production in 2018




MISSISSIPPI

## HORSES

**126,000** horses | **72** public arenas

**\$1.15** billion total economic impact

**\$890** million value of depreciated investments | **39,500** jobs



Data based on 2008 study by Agricultural Economics, Mississippi State University



MISSISSIPPI

# FISHING, HUNTING & WILDLIFE WATCHING

**14,000** miles of streams

**345,000** acres of ponds

**295,000** acres of large  
lakes and reservoirs

**\$2.7** billion annual economic impact

**\$1.14** billion from hunting

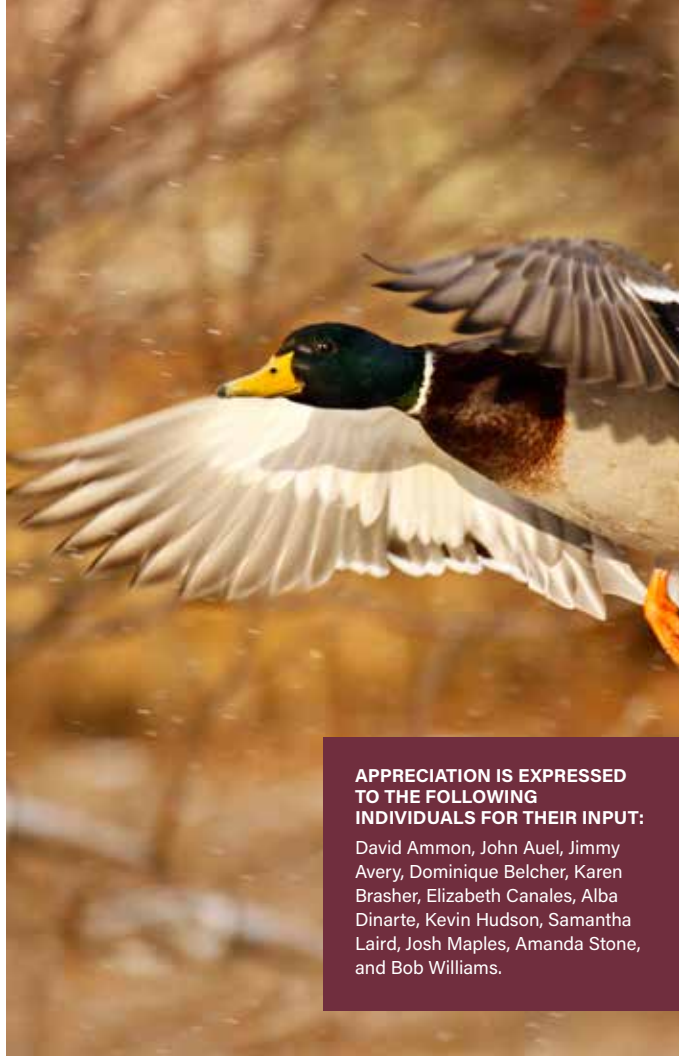
**\$772** million from fishing

**\$829** million from wildlife watching

**66,171** jobs

---

Data based on 2010 study by Forest and Wildlife  
Research Center, Mississippi State University.



**APPRECIATION IS EXPRESSED  
TO THE FOLLOWING  
INDIVIDUALS FOR THEIR INPUT:**

David Ammon, John Auel, Jimmy  
Avery, Dominique Belcher, Karen  
Brasher, Elizabeth Canales, Alba  
Dinarte, Kevin Hudson, Samantha  
Laird, Josh Maples, Amanda Stone,  
and Bob Williams.



DIVISION OF AGRICULTURE, FORESTRY  
AND VETERINARY MEDICINE

Mississippi State University's Division of Agriculture, Forestry and Veterinary Medicine is one of five divisions at MSU and includes the College of Agriculture and Life Sciences, College of Forest Resources, College of Veterinary Medicine, Mississippi Agricultural and Forestry Experiment Station, Forest and Wildlife Research Center, MSU Extension Service.

[www.dafvm.msstate.edu](http://www.dafvm.msstate.edu)



The Mississippi Farm Bureau Federation serves as the largest and strongest general farm organization in Mississippi, with nearly 193,000 member families in 82 county Farm Bureaus. It is a voluntary, non-governmental, non-partisan organization seeking solutions to problems affecting the lives of farm families, both socially and economically.

[www.msfb.org](http://www.msfb.org)

# Mississippi Value of Production Estimates

DECEMBER 2018

by: Division of Agriculture, Forestry and Veterinary Medicine  
Mississippi State University

Commodity	2017	2018
	in million dollars	
Broilers/Eggs/Chickens	2,798	2,993
Forestry	1,288	1,250
Soybeans	1,127	1,055
Cotton	534	623
Corn	345	351
Cattle/Calves	285	305
Catfish	212	164
Sweet Potatoes	114	118
Rice	96	117
Hay	132	106
Horticulture Crops	107	104
Hogs	87	94
Milk	26	23
Peanuts	37	19
Wheat	6	12
Govt. Programs / Misc.	344	386
<b>Grand Total</b>	<b>\$7,538</b>	<b>\$7,720</b>



**MISSISSIPPI STATE UNIVERSITY**<sup>™</sup>  
DIVISION OF AGRICULTURE, FORESTRY  
AND VETERINARY MEDICINE



Source: MSU Extension Service and Mississippi Agricultural Statistics Service. The 2018 government programs estimate is preliminary. Miscellaneous sales from 2012 Ag Census.