

2020 MISSISSIPPI

AGRICULTURE | FORESTRY | NATURAL RESOURCES



MISSISSIPPI STATE UNIVERSITY™
DIVISION OF AGRICULTURE, FORESTRY,
AND VETERINARY MEDICINE



MISSISSIPPI AGRICULTURE, FORESTRY & NATURAL RESOURCES

(overview)

34,700 farms

10.4 million acres of land farmed

\$29 billion value of farmland & buildings

19.2 million acres of forestland

14,000 miles of streams

640,000 acres of ponds & lakes

Percent of farms that:

Have internet access **66%**

Sell directly to consumers **3%**

Hire farm labor **26%**

Are family farms **95%**

MAKING A DIFFERENCE IN OUR STATE

(by the numbers)



\$7.35B 2020 farm-gate value of ag and forestry production (includes government pymts)

\$16.17B 2020 value-added to the MS economy by ag and forestry production

\$105.1M R&D expenditures by MSU in agricultural sciences - #11 national ranking

3,716
Students enrolled in Ag Division colleges at MSU, Fall 2020 - highest ever

177,945
Farm Bureau member families served by the largest farm organization in the state

All production and income estimates are subject to change as USDA releases updated information in 2021.

Agricultural & Forestry Industry impacts

State wide value added

21% of state's total impact

14% of state's total excluding retail

State wide economic activity

18.6% of state's economic activity

State wide employment

17.4% of all jobs

18.6% of all sales

17.5% of all value-added

Industry impacts based on an analysis of the Contribution of Agriculture and Forestry to the Mississippi Economy, Mississippi State University Extension Service.

Value of production figures were estimated in December 2020. These estimates may change as USDA releases updated information in 2021.

Mississippi ranks in the Top 25 in the production of 13 agricultural commodities

#1	Catfish
#3	Cotton Cottonseed Pulpwood Sweet Potatoes
#5	Broilers
#6	Rice
#9	Peanuts
#12	Soybeans
#18	Hay
#19	Corn
#22	Beef Cows
#23	Hogs & Pigs

Source: Mississippi Ag Statistics Service/National Ag Statistics Service, USDA



MISSISSIPPI

FARMS & FARMERS

Farm acreage 10,400,000

Forestry acreage 19,700,000

Demographics of farmers

Race

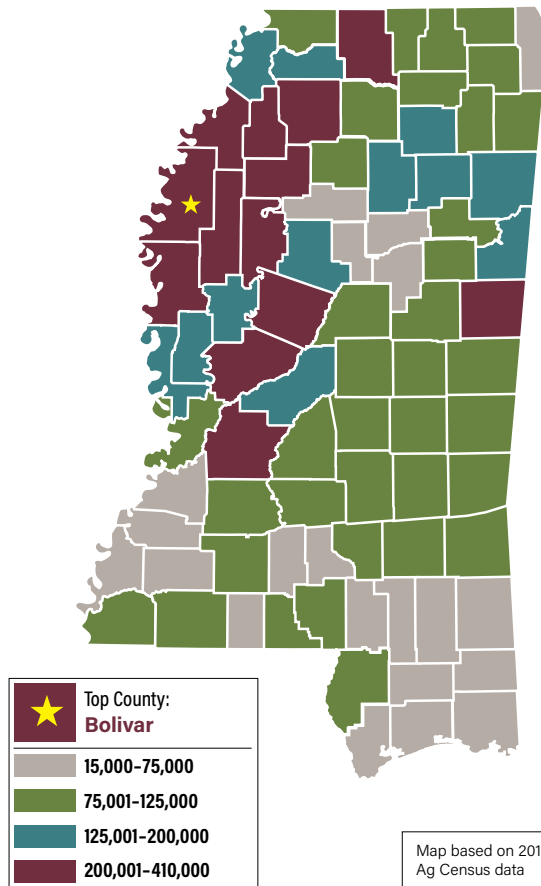
White	85.9%
African American	13.1%
Other	1.0%

Gender

Male	73.9%
Female	26.1%

Average age 59.9

ACREAGE IN FARMS



Map based on 2017
Ag Census data



MISSISSIPPI

FARMS & FARMERS

Number of farms 34,700

Farms with \$1 million or more in sales 1,946

Value of farmland & buildings \$29B

Average size of farm (acres) 300

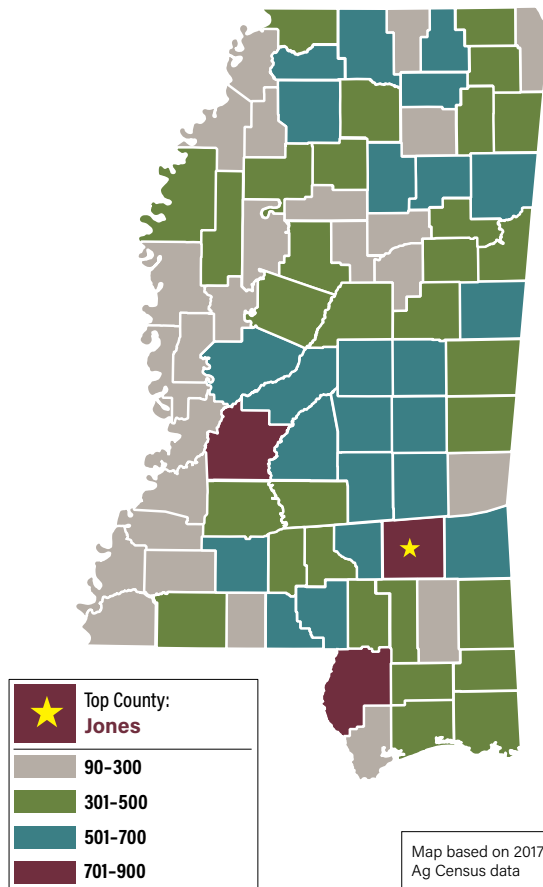
Principal operators' primary occupation

Farming 18,347

Other 27,118

Source: 2017 Ag Census and National Ag Statistics Service, USDA.

NUMBER OF FARMS





MISSISSIPPI

BROILERS

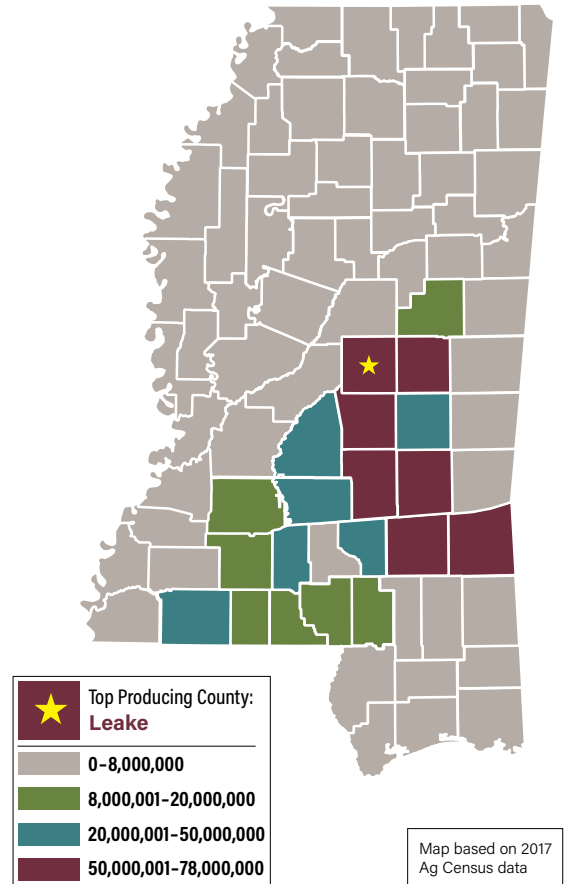
763,000,000 broilers produced in 2020

1,237 farms

\$1.89 billion value of production in 2020



NUMBER OF BROILERS SOLD





MISSISSIPPI

SOYBEANS

2,060,000 acres harvested in 2020

111,240,000 bushels produced in 2020

3,087 farms


\$1.21 billion value of production in 2020

\$489

MILLION
ABOVE 2019
VALUE OF
PRODUCTION



SOYBEAN BUSHELS



Map based on 2019 data



MISSISSIPPI


FORESTRY

19,700,000 acres | **125,000** forest landowners

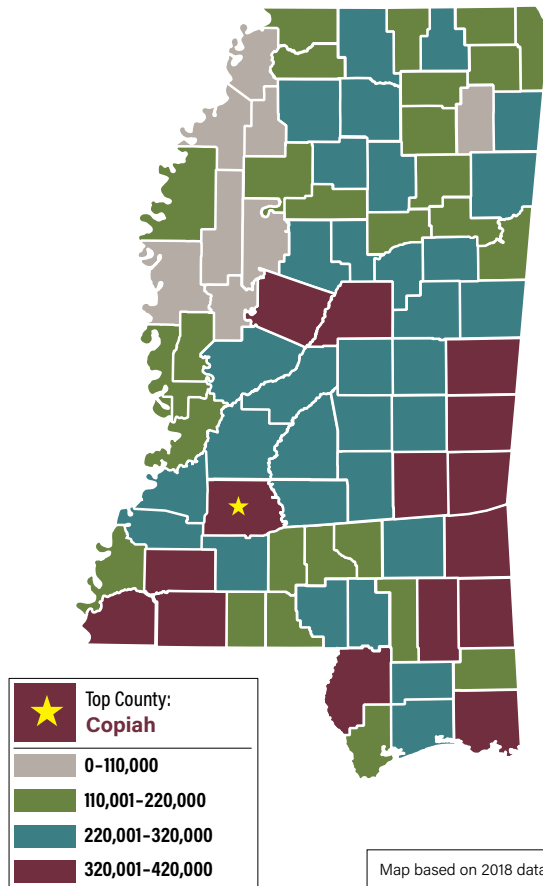
Forest-related economic activity in Mississippi generated 61,619 jobs and over \$2.96 billion in income

Forest-related value-added amounted to over \$4.99 billion

\$1.13 billion value of production in 2020



FOREST ACREAGE





MISSISSIPPI

COTTON

525,000 acres harvested in 2020

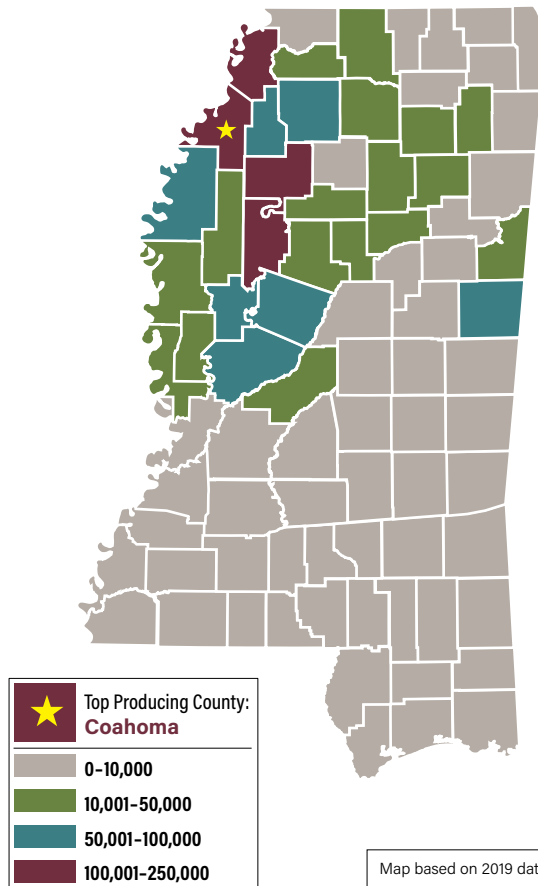
1,310,000 bales produced in 2020

780 farms

\$491 million value of production in 2020



COTTON BALES





MISSISSIPPI

CORN

490,000 acres harvested in 2020

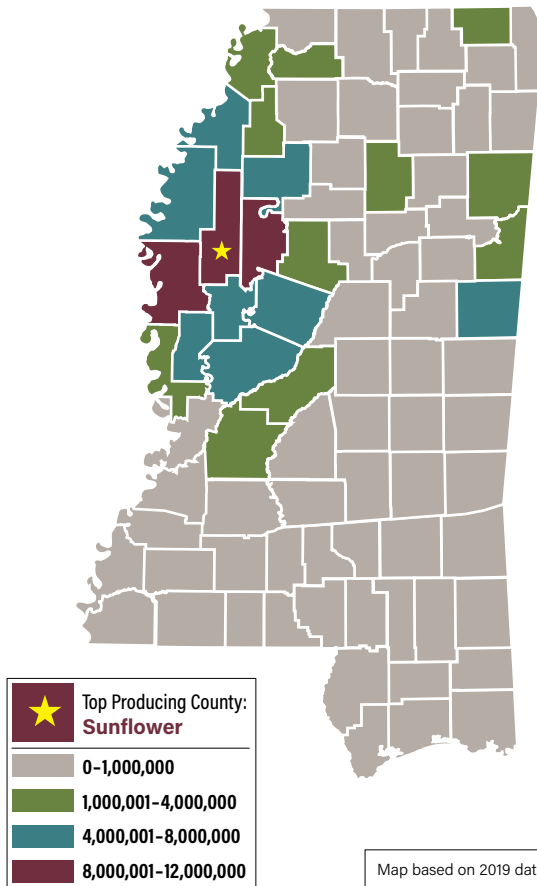
88,690,000 bushels produced in 2020

1,427 farms

\$387 million value of production in 2020



CORN BUSHELS





MISSISSIPPI

CATTLE & CALVES

920,000 head in 2020 *(1/1/20 inventory)*

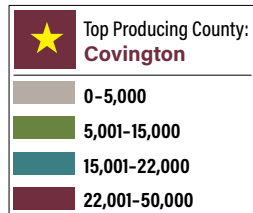
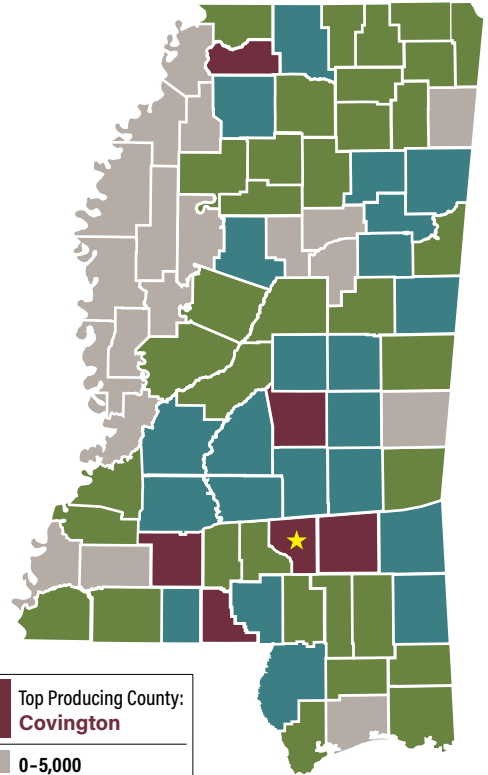
15,980 farms

\$261 million value of production in 2020



\$12
MILLION
ABOVE 2019
VALUE OF
PRODUCTION

CATTLE AND CALF INVENTORY



Map based on 2019 data



MISSISSIPPI

CATFISH

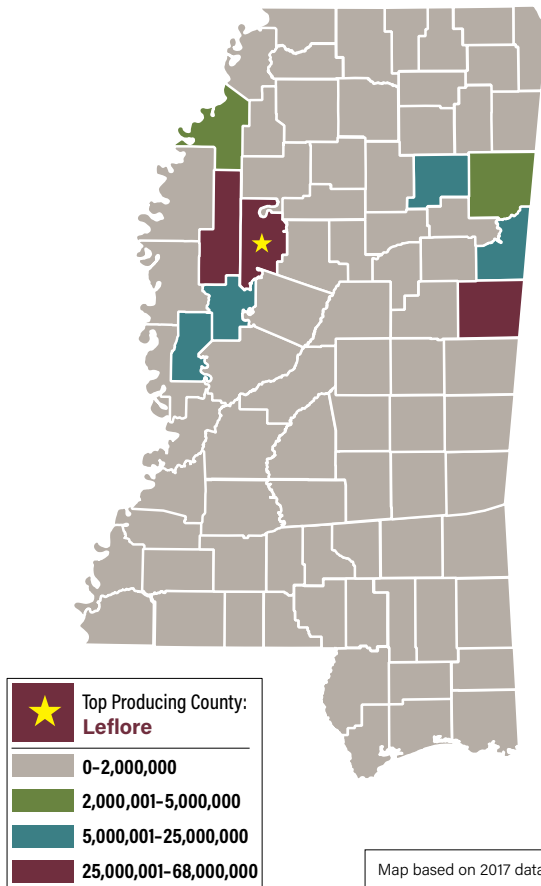
205 operations

35,100 acres of production

\$226 million value of production in 2020



CATFISH SOLD IN DOLLARS





MISSISSIPPI

RICE

170,000 acres harvested in 2020

12,580,000 hundredweight
produced in 2020

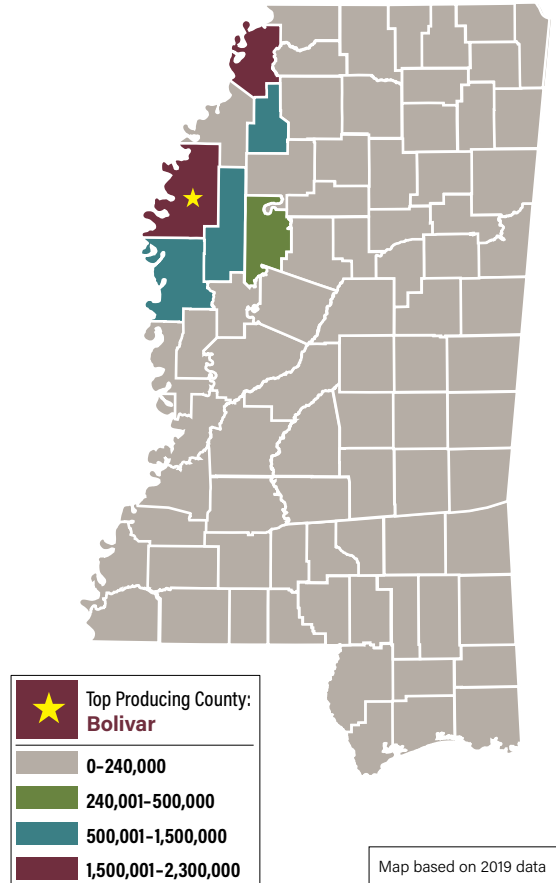
221 farms

\$138 million value of production in 2020



\$42
MILLION
ABOVE 2019
VALUE OF
PRODUCTION

RICE HUNDREDWEIGHT





MISSISSIPPI

EGGS

1,392 million eggs produced in 2020

234 farms with 100+ layers

\$260 million value of production in 2020



MISSISSIPPI

HAY

620,000 acres harvested in 2020

1.48 million tons produced in 2020

11,565 farms

\$140 million value of production in 2020

\$45

MILLION
ABOVE 2019
VALUE OF
PRODUCTION



\$4

MILLION
ABOVE 2019
VALUE OF
PRODUCTION





MISSISSIPPI

HORTICULTURE

\$106 million value of production in 2020 for horticulture crops excluding sweet potatoes.

Horticulture crops include vegetables, melons, potatoes, fruits, tree nuts, berries, nurseries, greenhouses, floriculture, sod, and Christmas tree farms.



MISSISSIPPI

SWEET POTATOES

27,500 acres harvested in 2020

4.87 million hundredweight produced in 2020

172 farms

\$97 million value of production in 2020



\$2
MILLION
ABOVE 2019
VALUE OF
PRODUCTION



MISSISSIPPI

HOGS

190,000 hogs and pigs

(12/23/19 inventory)

1,002,000 piglets born in 2020

437 farms with hogs

\$38 million value of production in 2020



MISSISSIPPI

DAIRY MILK

65 Grade A Dairy Herds

(Estimated 12/2019)

8,500 milk cows in 2020

\$24 million value of
production of milk in 2020





MISSISSIPPI

PEANUTS

22,000 acres harvested in 2020

99 million pounds produced in 2020

113 farms

\$18.9 million value of production in 2020



MISSISSIPPI

WHEAT

20,000 acres harvested in 2020

860,000 bushels produced in 2020

162 farms

\$4.2 million value of production in 2020

\$5

MILLION
ABOVE 2019
VALUE OF
PRODUCTION





MISSISSIPPI

HORSES

480,762 horses and mules

10,492 farms

\$890 million value of depreciated
investments

39,500 jobs





MISSISSIPPI

FISHING, HUNTING & WILDLIFE WATCHING

14,000 miles of streams

345,000 acres of ponds

295,000 acres of large
lakes and reservoirs

\$2.7 billion annual economic impact

\$1.14 billion from hunting

\$772 million from fishing

\$829 million from wildlife watching

66,171 jobs



APPRECIATION IS EXPRESSED TO THE FOLLOWING INDIVIDUALS FOR THEIR INPUT:

David Ammon, John Auel, Dominique Belcher, Karen Brasher, Elizabeth Canales, Keith Coble, Alba Collart, Kevin Hudson, Samantha Laird, Josh Maples, Will Maples, Marcus Measells, and Shaun Tanger.



DIVISION OF AGRICULTURE, FORESTRY,
AND VETERINARY MEDICINE

Mississippi State University's Division of Agriculture, Forestry, and Veterinary Medicine is one of five divisions at MSU and includes the College of Agriculture and Life Sciences, College of Forest Resources, College of Veterinary Medicine, Forest and Wildlife Research Center, Mississippi Agricultural and Forestry Experiment Station, and the MSU Extension Service.

www.dafvm.msstate.edu



The Mississippi Farm Bureau Federation serves as the largest and strongest general farm organization in Mississippi, with nearly 178,000 member families in 82 county Farm Bureaus. It is a voluntary, non-governmental, non-partisan organization seeking solutions to problems affecting the lives of farm families, both socially and economically.

www.msfb.org

Mississippi Value of Production Estimates

D E C E M B E R 2 0 2 0

by: Division of Agriculture, Forestry, and Veterinary Medicine
Mississippi State University

Commodity	2019	2020
	in million dollars	
Broilers/Eggs/Chickens	2,571	2,157
Soybeans	725	1,214
Forestry	1,150	1,120
Cotton	541	491
Corn	432	387
Cattle/Calves	249	261
Catfish	226	226
Hay	136	140
Rice	95	138
Horticulture Crops	106	106
Sweet Potatoes	95	97
Hogs	41	38
Milk	25	24
Peanuts	14	19
Wheat	5	4
Govt. Programs / Misc.	599	930
Grand Total	\$7,011	\$7,352



MISSISSIPPI STATE UNIVERSITY™
DIVISION OF AGRICULTURE, FORESTRY,
AND VETERINARY MEDICINE



Source: MSU Extension Service and National Agricultural Statistics Service.
The 2020 government programs estimate is preliminary. Miscellaneous sales
from 2017 Ag Census.