


2016 MISSISSIPPI

AGRICULTURE, FORESTRY AND NATURAL RESOURCES



MISSISSIPPI STATE UNIVERSITY™
DIVISION OF AGRICULTURE, FORESTRY
AND VETERINARY MEDICINE



THAD COCHRAN

CHAMPION FOR MISSISSIPPI AGRICULTURE

U.S. Senator Thad Cochran has dedicated 45 years of service to the state of Mississippi. He has worked tirelessly to promote and support Mississippi agriculture and natural resources. Senator Cochran has been directly involved in eight Farm Bills over the past 40 years. He has secured funding for programs in catfish, poultry, forestry, cotton, rice, soybeans, horticultural crops, water and numerous other farm enterprises benefitting countless producers across the state. He has positively impacted Mississippi's agriculture and natural resources industries more than any other individual. In recognition of his relentless effort on behalf of the state of Mississippi, we, the employees of Mississippi State University and members of Mississippi Farm Bureau, are forever grateful.

MAKING A DIFFERENCE

IN OUR STATE (BY THE NUMBERS)

\$7.6
billion

2016 **farm-gate** value of ag and forestry production (includes government pymts)

\$16.5
billion

2016 **value-added** to the MS economy by ag and forestry production

\$106.5
million

R&D expenditures by MSU in agricultural sciences - #6 national ranking

3,558

Students enrolled in Ag Division colleges at MSU, Fall 2016 - highest ever

192,157

Farm Bureau members served by the largest farm organization in the state

2016: ANOTHER

PRODUCTIVE YEAR

Soybean Yields 48 bushels/acre*

Cotton Yields 1,228 lbs/acre*

Peanut Yields 4,100 lbs/acre

Soybean Production 97 million bushels*

Corn Production 120 million bushels*

Cotton Production 1.1 million bales

Sweet Potato Production \$116 million*
(value)

Broiler Production \$2.82 billion*
(value)

All production and income estimates are subject to change as USDA releases updated information in 2017.

* Record/Near record level

Mississippi is in the **Top 20**
in the production of **15**
agricultural commodities

- No. 1 in Catfish
- No. 3 in Pulpwood
- No. 3 in Sweet Potatoes
- No. 3 in Cotton
- No. 3 in Cottonseed
- No. 5 in Broilers
- No. 6 in Rice
- No. 7 in Peanuts
- No. 9 in Blueberries
- No. 10 in Grain Sorghum
- No. 11 in Pecans
- No. 14 in Soybeans
- No. 15 in Watermelons
- No. 18 in Hogs & Pigs
- No. 18 in Corn

Source: Mississippi Ag Statistics Service/National Ag Statistics Service, USDA

FARMS & FARMERS

Farm acreage 10,800,000

Forestry acreage 19,700,000

Demographics of farmers

Race

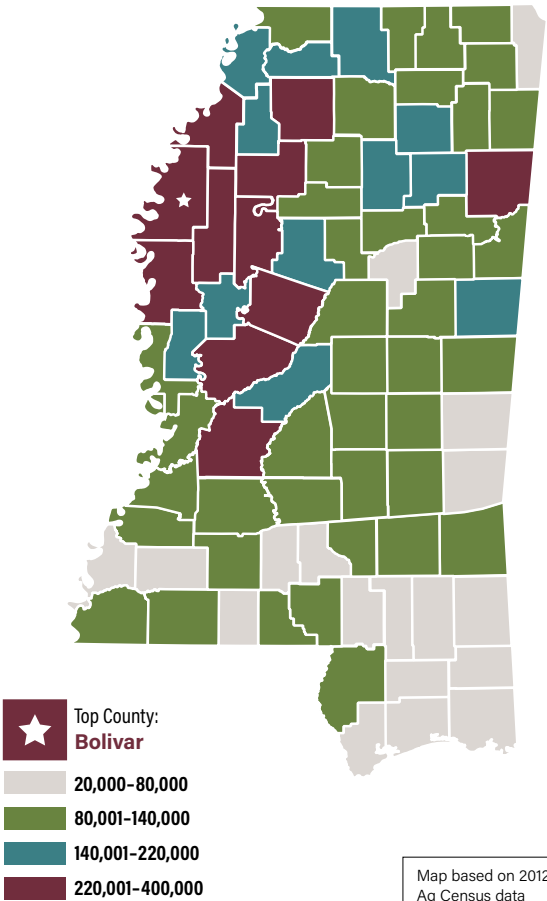
White	86.0%
African American	13.2%
Other	0.8%

Gender

Male	86.1%
Female	13.9%

Average age 60.4

Source: 2012 Ag Census and National Ag Statistics Service, USDA.



Map based on 2012
Ag Census data

FARMS & FARMERS

Number of farms 36,700

Farms with \$1 million or more in sales 1,900

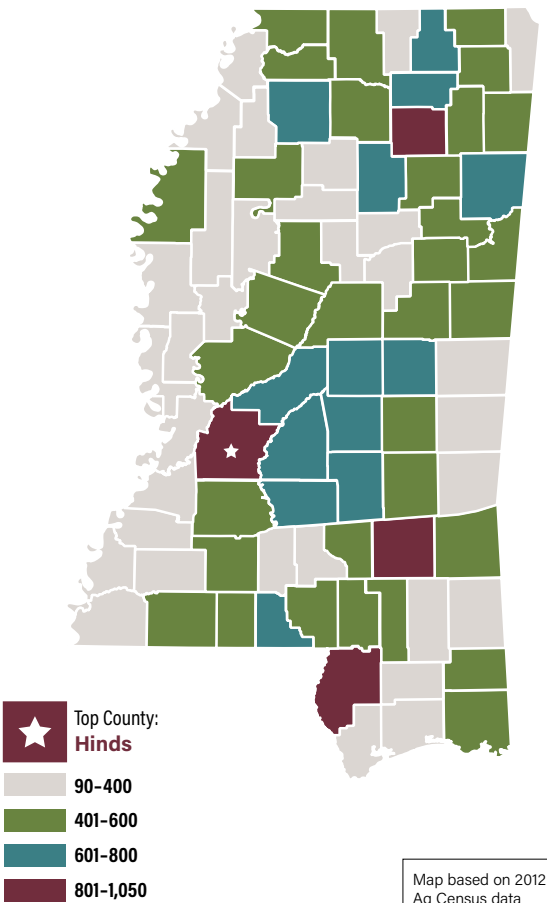
Value of farmland & buildings \$26.1 billion

Average size of farm (acres) 294

Principal operators' primary occupation

Farming 16,355

Other 21,721



Map based on 2012 Ag Census data

BROILERS

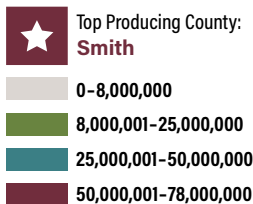
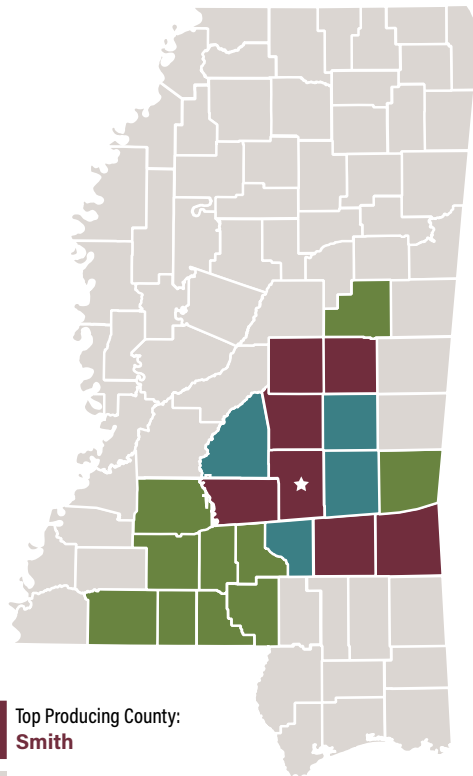
732,600,000 broilers
produced in 2016

1,430 farms

\$2.82 billion value of
production in 2016



\$368
MILLION
above 2015
value of
production

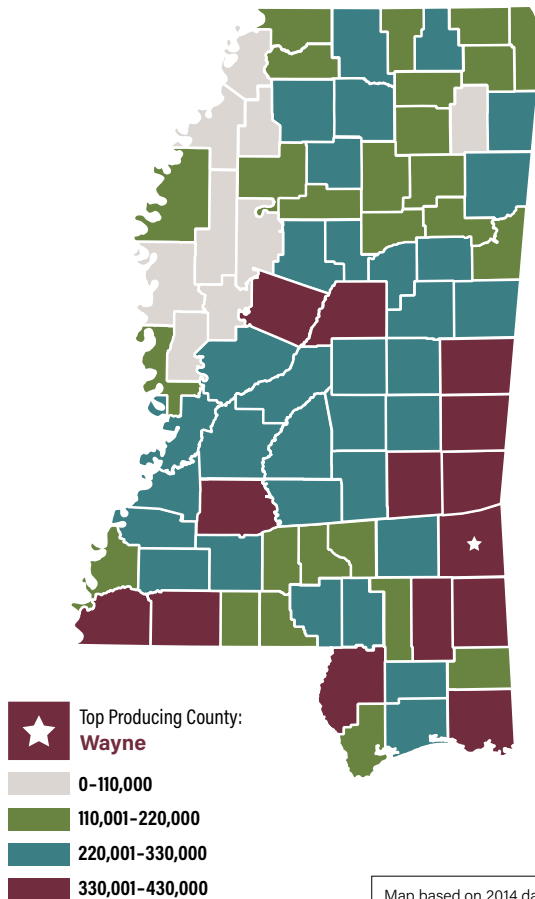


FORESTRY

19,700,000 acres

125,000 forest landowners

\$1.41 billion value of
production in 2016



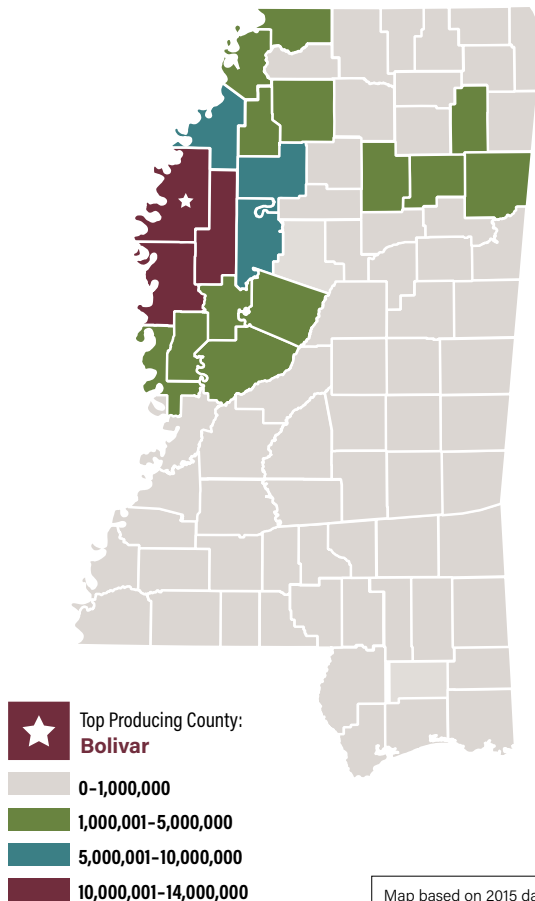
Map based on 2014 data

SOYBEANS

96,960,000 bushels
produced in 2016

3,274 farms

\$1,011 million value
of production in 2016



MISSISSIPPI

COTTON

1,100,000 bales
produced in 2016

824 farms

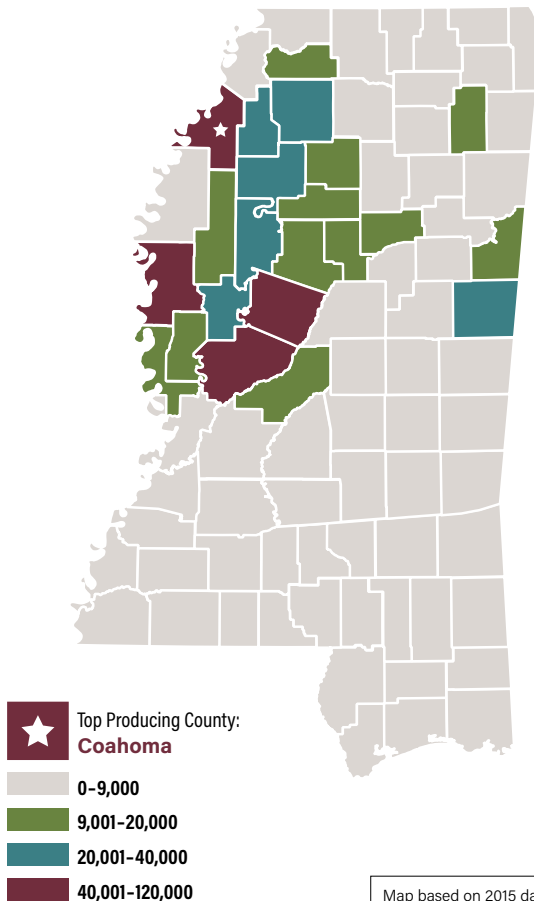
\$442 million value of
production in 2016



**\$189
MILLION**
above 2015
value of
production



COTTON BALES



★ Top Producing County:
Coahoma

0-9,000

9,001-20,000

20,001-40,000

40,001-120,000

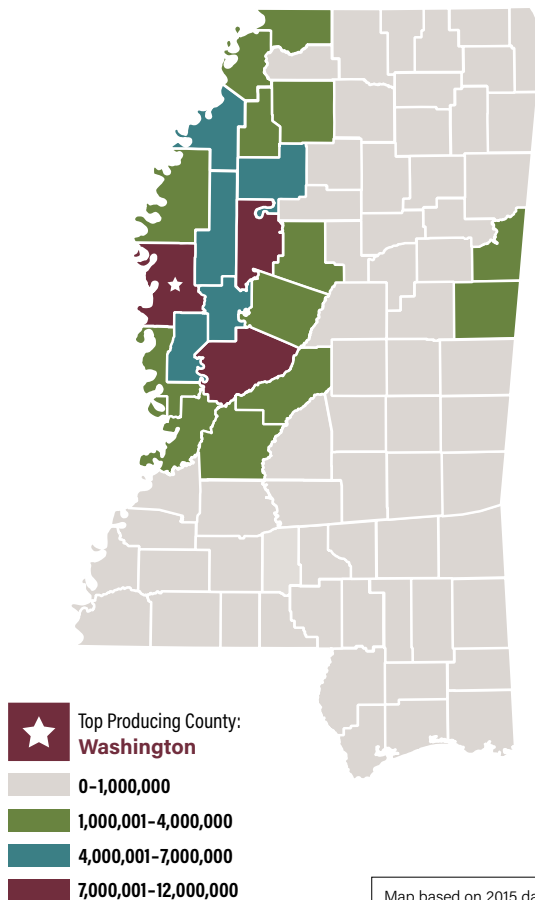
Map based on 2015 data

CORN

119,520,000 bushels
produced in 2016

2,022 farms

\$436 million value
of production in 2016

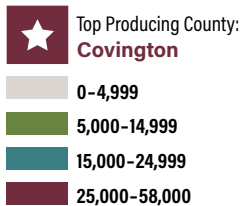
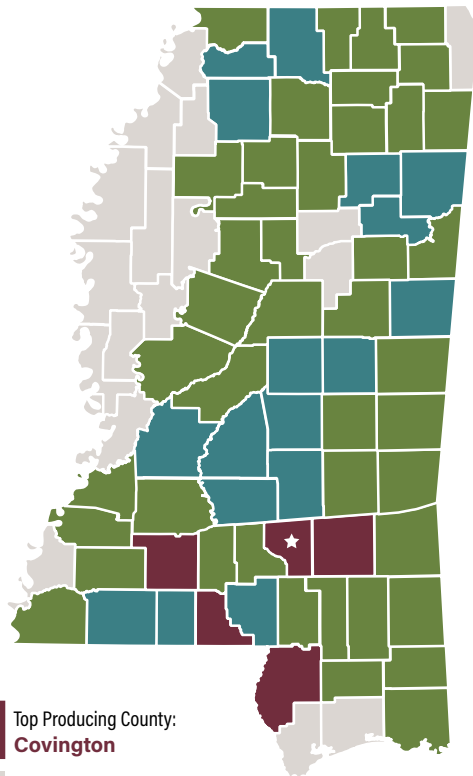


CATTLE & CALVES

940,000 head in 2016
(1/1/16 inventory)

15,940 farms

\$315 million value
of production in 2016



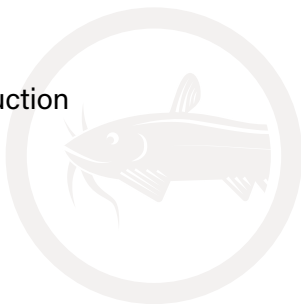
MISSISSIPPI

CATFISH

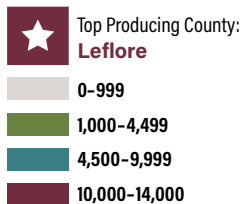
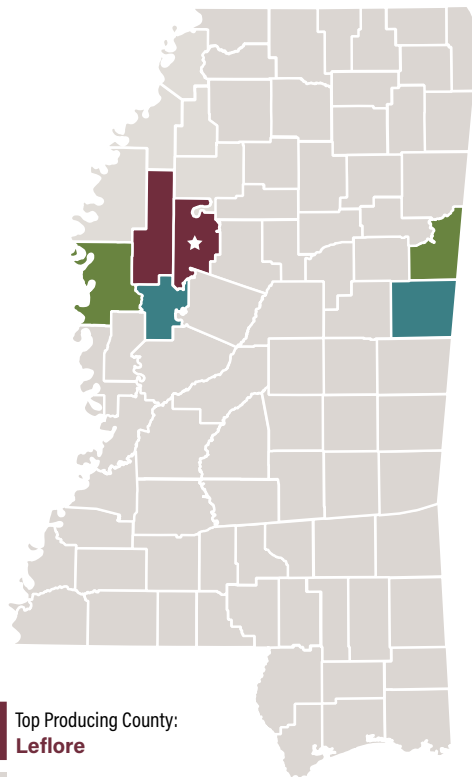
150 operations

35,000 acres of production

\$169 million value
of production in 2016



CATFISH WATER ACRES



Map based on 2012 data

RICE

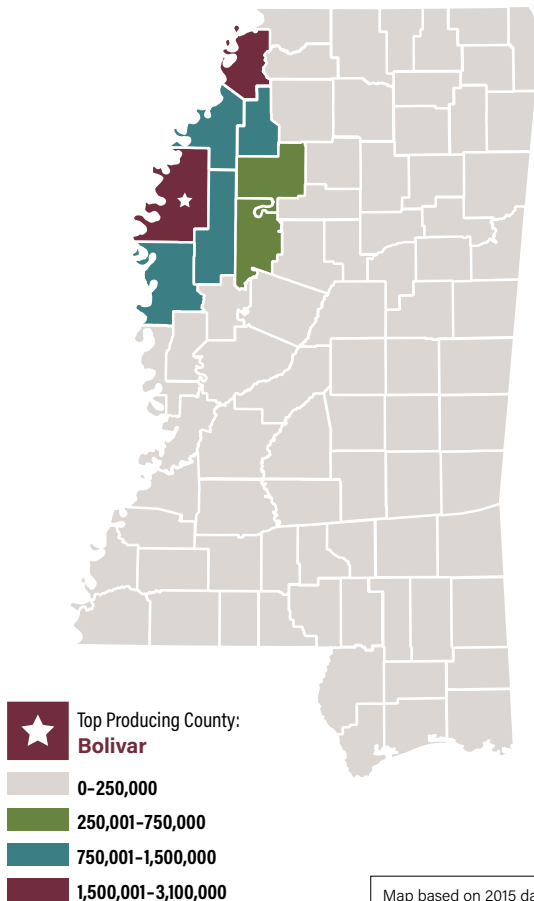
13,929,000
hundredweight
produced in 2016

259 farms

\$139 million value of
production in 2016



\$15
MILLION
above 2015
value of
production



MISSISSIPPI

WHEAT

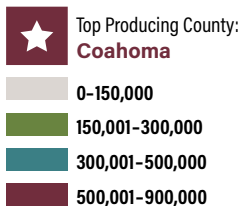
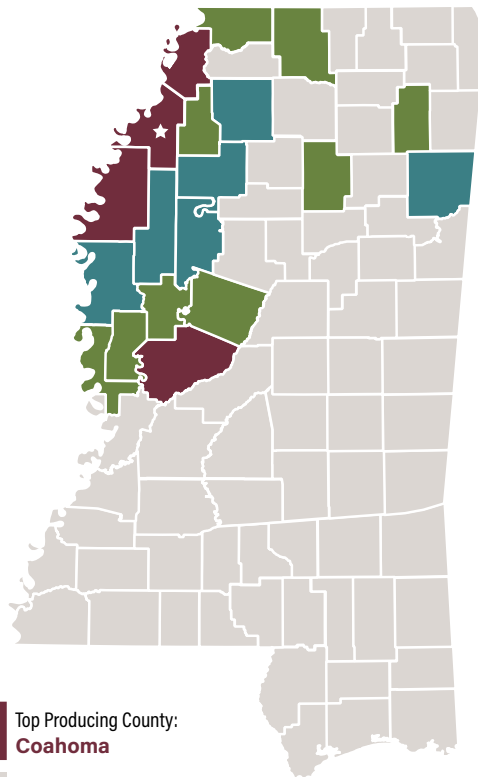
2,400,000 bushels
produced in 2016

1,247 farms

\$10 million value of
production in 2016



WHEAT BUSHELS



Map based on 2015 data

MISSISSIPPI

HAY

640,000 acres harvested

1.41 million tons
produced in 2016

\$127 million value of
production in 2016



\$11
MILLION
above 2015
value of
production

MISSISSIPPI

SWEET POTATOES

29,000 acres harvested

4.93 million hundredweight
produced in 2016

89 farms

\$116 million value of
production in 2016



\$36
MILLION
above 2015
value of
production

MISSISSIPPI

HORTICULTURE CROPS

\$105 million value of production
in 2016 for horticulture crops
excluding sweet potatoes

Horticulture crops include
vegetables, melons, potatoes,
fruits, tree nuts, berries, nursery,
greenhouses, floriculture, sod,
and Christmas tree farms.



MISSISSIPPI

EGGS

1,390 million eggs
produced in 2016

276 farms with 100+ layers

\$104 million value of
production in 2016



MISSISSIPPI

HOGS

530,000 hogs and pigs
(12/1/16 inventory)

1,118,000 piglets born in 2016

306 farms with hogs

\$92 million value
of production in 2016



MISSISSIPPI

PEANUTS

38,000 acres harvested

155 million pounds
produced in 2016

128 farms

\$27 million value of
production in 2016



\$5
MILLION
above 2015
value of
production

MISSISSIPPI

DAIRY HERDS

85 Grade A Dairy Herds

11,000 milk cows in 2016

\$25 million value of
production of milk in 2016



MISSISSIPPI

GRAIN SORGHUM

11,000 acres harvested

1.0 million bushels
produced in 2016

217 farms

\$4 million value of
production in 2016



MISSISSIPPI

HORSES

126,000 horses

72 public arenas

\$1.15 billion total
economic impact

\$890 million value of
depreciated investments

39,500 jobs



MISSISSIPPI

FISHING, HUNTING, & WILDLIFE WATCHING

14,000 miles of streams

345,000 acres of ponds

295,000 acres of large lakes
and reservoirs

\$2.7 billion annual economic impact

\$1.14 billion from hunting

\$772 million from fishing

\$829 million from wildlife watching

66,171 jobs

Data based on 2010 study by Forest and Wildlife Research Center, Mississippi State University.



Appreciation is expressed to the following individuals for their input: David Ammon, Dominique Belcher, Karen Brasher, Elizabeth Canales, Alba Collart, James Henderson, Kevin Hudson, Kat Lawrence, Samantha Laird, Bob Williams, and Brian Williams.

Photo by Steve Gulledge

Mississippi Value of Production Estimates

December 2016

by: Division of Agriculture, Forestry and Veterinary Medicine
Mississippi State University

Commodity	2015	2016
	in million dollars	
Broilers/Eggs/Chickens	2,704	2,927
Forestry	1,668	1,412
Soybeans	1,029	1,011
Cotton	253	442
Corn	343	436
Cattle/Calves	412	315
Catfish	203	169
Rice	124	139
Hay	116	127
Sweet Potatoes	80	116
Horticulture Crops	112	105
Hogs	102	92
Peanuts	22	27
Milk	32	25
Wheat	30	10
Grain Sorghum	44	4
Govt. Programs / Misc.	206	253
Grand Total	\$7,480	\$7,610



MISSISSIPPI STATE UNIVERSITY™
DIVISION OF AGRICULTURE, FORESTRY
AND VETERINARY MEDICINE



Source: MSU Extension Service and Mississippi Agricultural Statistics Service. The 2016 government programs estimate is preliminary. Miscellaneous sales from 2012 Ag Census.