



2017

MISSISSIPPI

**AGRICULTURE, FORESTRY &
NATURAL RESOURCES**



MISSISSIPPI STATE UNIVERSITY™
DIVISION OF AGRICULTURE, FORESTRY
AND VETERINARY MEDICINE



JIMMIE DICK CARTER

CHAMPION OF MS AGRICULTURE

At the age of 15, James R. “Jimmie Dick” Carter began his career as a farmer. His high school principal allowed him to plan his classes in the morning so he could farm in the afternoon. Carter and his family continue to farm diversified crops on 7,000 acres in Sharkey County. A 1950 MSU graduate, Carter and his family operate as Carter Brothers Farm. They have been in the agriculture business for over 70 years. Carter has repeatedly been recognized for his agricultural accomplishments including Mississippi Farmer of the Year, Mississippi Farm Bureau Vice President, Delta Council President, and MSU’s National Alumnus of the Year. The MSU Division of Agriculture, Forestry and Veterinary Medicine and MS Farm Bureau honor Mr. Carter as a champion of Mississippi agriculture.



Photo by Roy Meeks, Leland, MS

MISSISSIPPI

AGRICULTURE, FORESTRY & NATURAL RESOURCES

(OVERVIEW)

36,200 farms

10.7 million acres of land farmed

\$26.7 billion value of farmland & buildings

19.7 million acres of forestland

14,000 miles of streams

640,000 acres of ponds & lakes

Top 5 enterprises in 2017

- poultry and eggs
- forestry
- soybeans
- cotton
- corn

MAKING A

DIFFERENCE IN OUR STATE

(BY THE NUMBERS)

**\$7.56
billion**

2017 **farm-gate** value of ag
and forestry production
(includes government pymts)

**\$16.41
billion**

2017 value-added to
the MS economy by ag
and forestry production

**\$105.5
million**

R&D expenditures by MSU
in agricultural sciences -
#12 national ranking

3,566

Students enrolled
in Ag Division colleges
at MSU, Fall 2017 -
highest ever

192,520

**Farm Bureau
members** served
by the largest farm
organization in the
state

Value of production figures were estimated in December 2017. These estimates may change as USDA releases updated information in 2018.



2017: ANOTHER
**PRODUCTIVE
YEAR**

Soybean Yields	53 bushels/acre*
Cotton Yields	1,075 lbs/acre*
Peanut Yields	4,100 lbs/acre*
Soybean Production	115 million bushels*
Corn Yields	189 bushels per acre*
Cotton Production	1.4 million bales
Broiler Production <i>(value)</i>	\$2.52 billion*
Egg Production <i>(value)</i>	\$263 million*

All production and income estimates are subject to change as USDA releases updated information in 2018.

* Record/Near record level

Mississippi is in the **Top 20**
in the production of **15**
agricultural commodities

- No. 1 in Catfish
- No. 3 in Pulpwood
- No. 3 in Sweet Potatoes
- No. 3 in Cotton
- No. 3 in Cottonseed
- No. 5 in Broilers
- No. 6 in Rice
- No. 7 in Peanuts
- No. 9 in Blueberries
- No. 11 in Pecans
- No. 12 in Soybeans
- No. 15 in Watermelons
- No. 17 in Hogs & Pigs
- No. 20 in Corn
- No. 20 in Eggs

Source: Mississippi Ag Statistics Service/National Ag Statistics Service, USDA



MISSISSIPPI

FARMS & FARMERS

Farm acreage 10,700,000

Forestry acreage 19,700,000

Demographics of farmers

Race

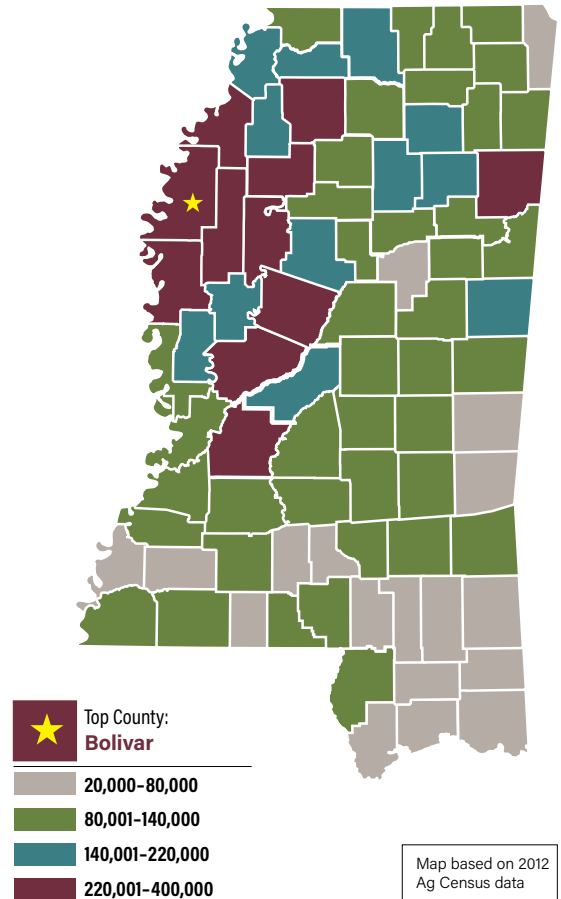
White	86.0%
African American	13.2%
Other	0.8%

Gender

Male	86.1%
Female	13.9%

Average age 60.4

LAND IN FARMS



Map based on 2012
Ag Census data



MISSISSIPPI

FARMS & FARMERS

Number of farms 36,200

**Farms with \$1 million
or more in sales** 1,900

**Value of farmland
& buildings** \$26.7B

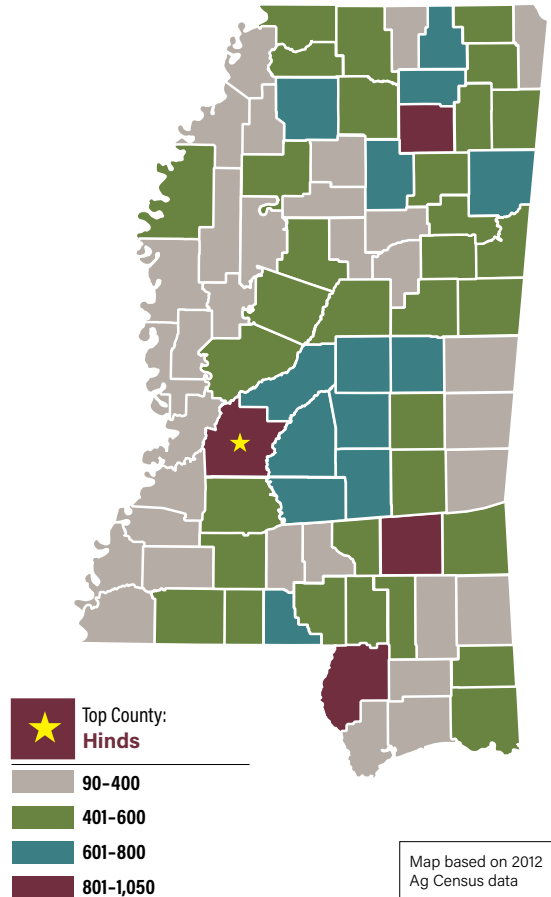
Average size of farm (acres) 296

**Principal operators'
primary occupation**

Farming 16,355

Other 21,721

NUMBER OF FARMS



Map based on 2012
Ag Census data



MISSISSIPPI BROILERS

746,000,000 broilers
produced in 2017

1,430 farms

\$2,517 million value of
production in 2017

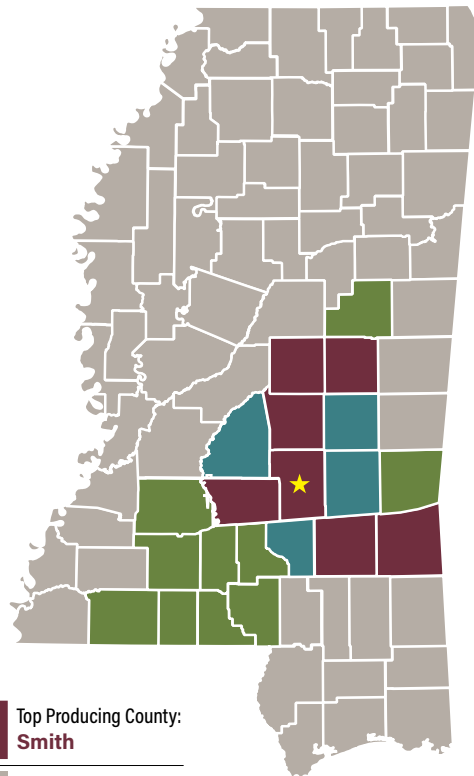


\$290

MILLION

ABOVE 2016
VALUE OF
PRODUCTION

NUMBER OF BROILERS SOLD



Top Producing County:
Smith

0-8,000,000

8,000,001-25,000,000

25,000,001-50,000,000

50,000,001-78,000,000

Map based on 2012
Ag Census data



MISSISSIPPI FORESTRY

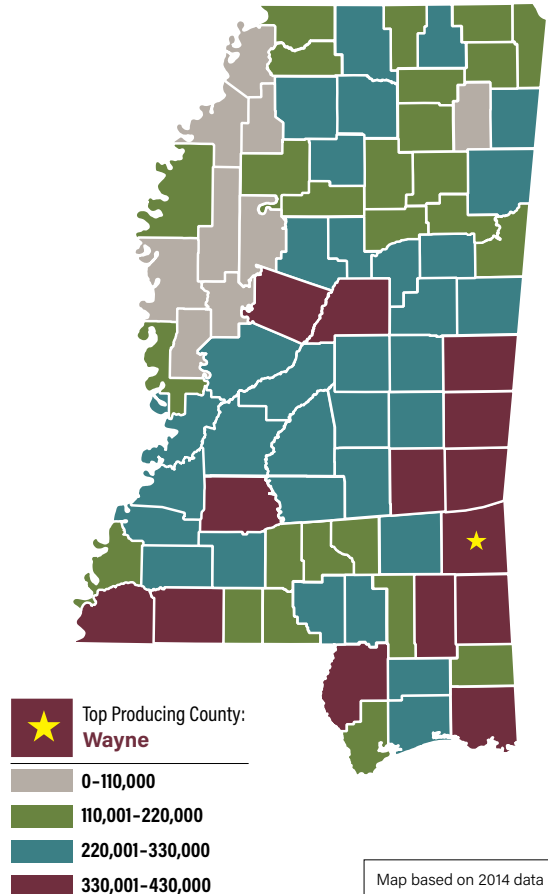
19,700,000 acres

125,000 forest landowners

\$1,393 million value of
production in 2017



TIMBER ACREAGE





MISSISSIPPI SOYBEANS

115,010,000 bushels
produced in 2017

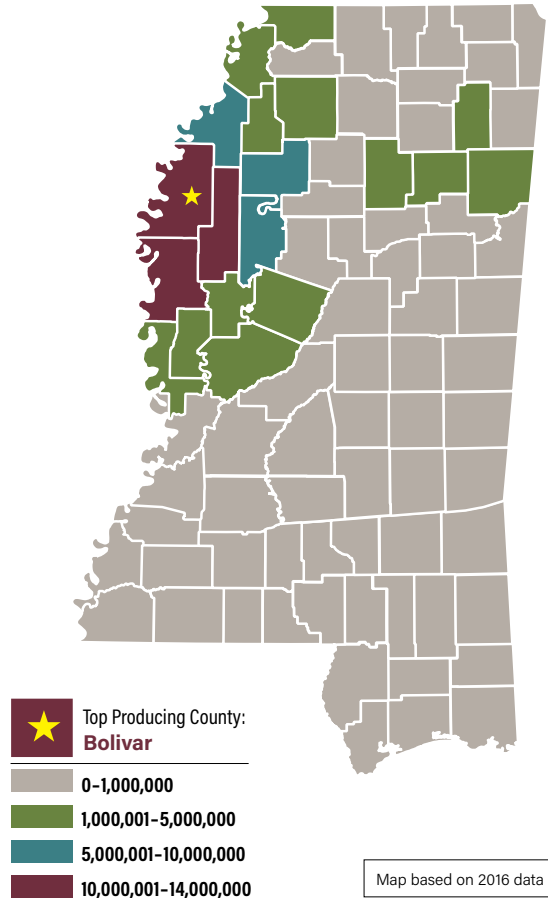
3,274 farms

\$1,115 million value
of production in 2017



\$150
MILLION
ABOVE 2016
VALUE OF
PRODUCTION

SOYBEANS BUSHELS





MISSISSIPPI COTTON

1,400,000 bales
produced in 2017

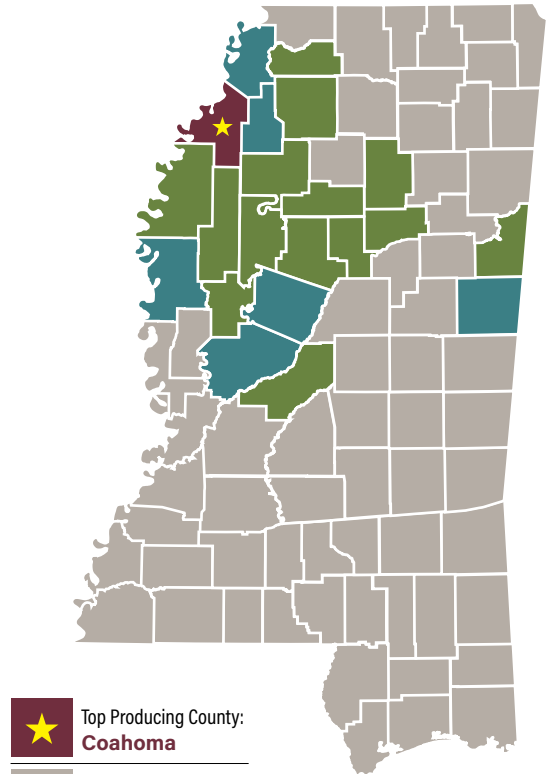
824 farms

\$562 million value of
production in 2017



\$143
MILLION
ABOVE 2016
VALUE OF
PRODUCTION

COTTON BALES



Map based on 2016 data



MISSISSIPPI CORN

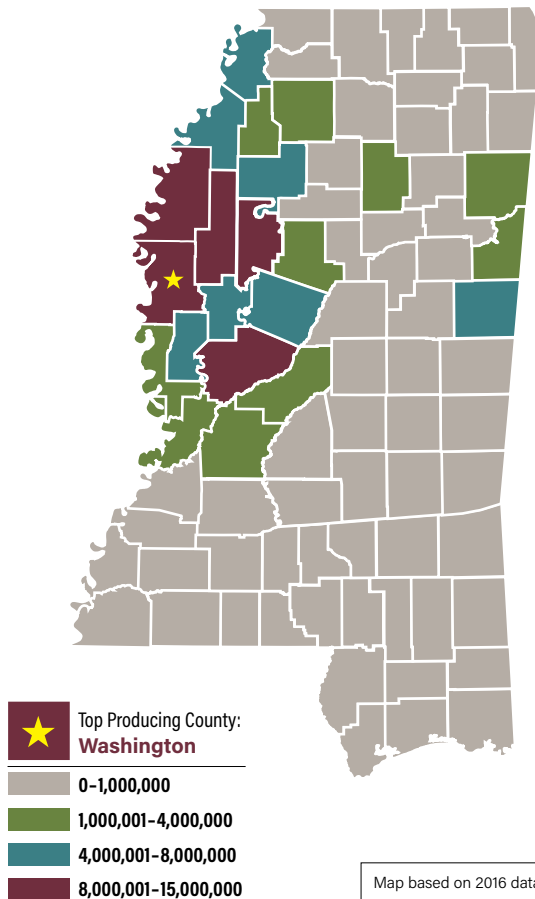
94,500,000 bushels
produced in 2017

2,022 farms

\$337 million value
of production in 2017



CORN BUSHELS





MISSISSIPPI
**CATTLE
& CALVES**

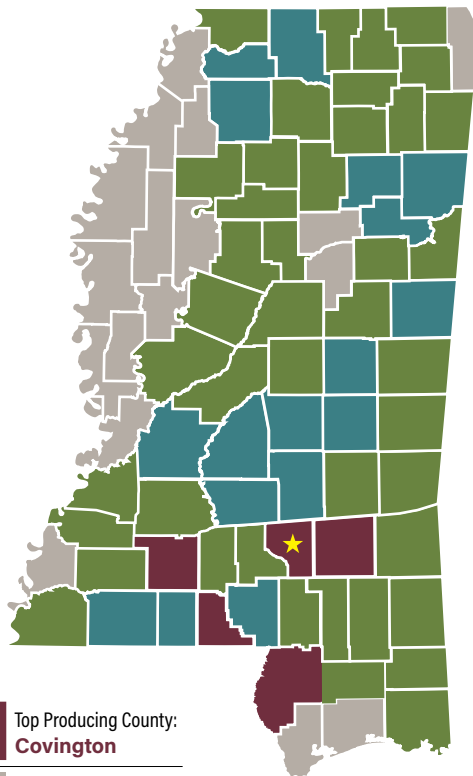
890,000 head in 2017
(1/1/17 inventory)

15,940 farms

\$285 million value of
production in 2017



CATTLE AND CALF INVENTORY



 Top Producing County:
Covington

0-4,999

5,000-14,999

15,000-23,999

24,000-56,000

Map based on 2017 data



MISSISSIPPI CATFISH

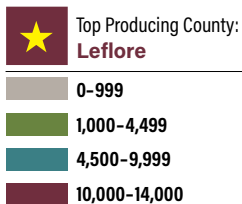
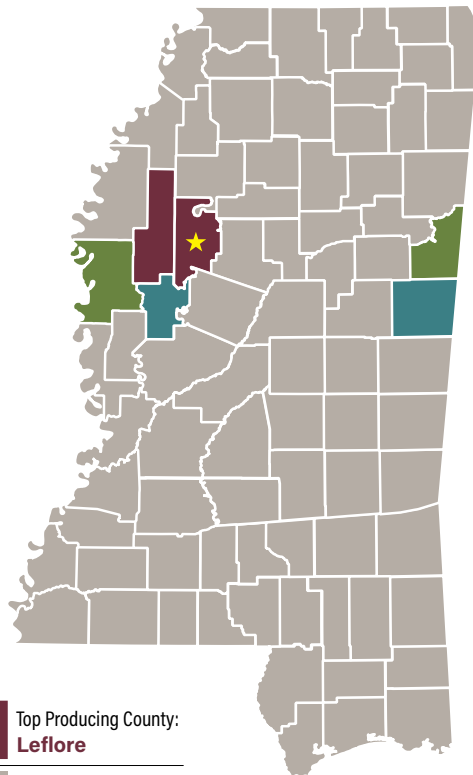
155 operations

34,700 acres of production

\$181 million value
of production in 2017



CATFISH WATER ACRES



Map based on 2012 data



MISSISSIPPI RICE

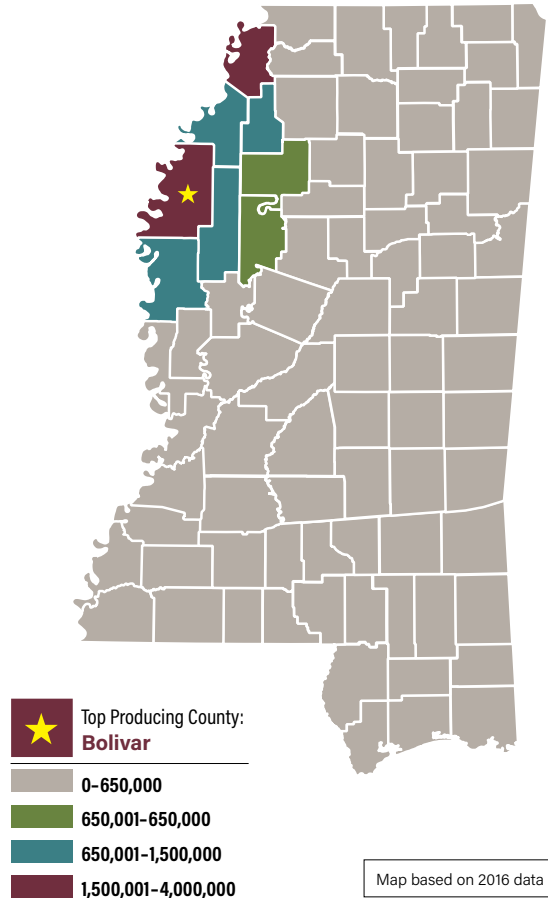
8,436,000 hundredweight
produced in 2017

259 farms

\$105 million value
of production in 2017



RICE HUNDREDWEIGHT





MISSISSIPPI
WHEAT

25,000 acres harvested in 2017

1,450,000 bushels produced in 2017

\$8 million value of production in 2017



MISSISSIPPI
HAY

610,000 acres harvested in 2017

1.46 million tons produced in 2017

\$116 million value of production in 2017





MISSISSIPPI
**SWEET
POTATOES**

29,000 acres harvested in 2017

4.93 million hundredweight
produced in 2017

89 farms

\$123 million value of production in 2017



\$1
MILLION
ABOVE 2016
VALUE OF
PRODUCTION



MISSISSIPPI
**HORTICULTURE
CROPS**

\$107 million value of production
in 2017 for horticulture crops
excluding sweet potatoes

Horticulture crops include
vegetables, melons, potatoes,
fruits, tree nuts, berries, nursery,
greenhouses, floriculture,
sod, and Christmas tree farms.



\$2
MILLION
ABOVE 2016
VALUE OF
PRODUCTION



MISSISSIPPI EGGS

1,395 million eggs
produced in 2017

276 farms with 100+ layers

\$263 million value of
production in 2017



\$41
MILLION
ABOVE 2016
VALUE OF
PRODUCTION



MISSISSIPPI HOGS

570,000 hogs and pigs
(12/1/17 inventory)

1,217,000 piglets born in 2017

306 farms with hogs

\$117 million value
of production in 2017



\$27
MILLION
ABOVE 2016
VALUE OF
PRODUCTION



MISSISSIPPI PEANUTS

43,000 acres harvested in 2017

176 million pounds produced in 2017

128 farms

\$33 million value of production in 2017



\$7
MILLION
ABOVE 2016
VALUE OF
PRODUCTION



MISSISSIPPI DAIRY HERDS

80 Grade A Dairy Herds
(Estimated)

9,000 milk cows in 2017

\$26 million value of
production of milk in 2017



\$1
MILLION
ABOVE 2016
VALUE OF
PRODUCTION



MISSISSIPPI
**GRAIN
SORGHUM**

4,000 acres harvested in 2017

288,000 bushels produced in 2017

\$1.3 million value of production in 2017



MISSISSIPPI
HORSES

126,000 horses | **72 public** arenas

\$1.15 billion total economic impact

\$890 million value of depreciated investments

39,500 jobs



Data based on 2008 study by Agricultural Economics, Mississippi State University



MISSISSIPPI
**FISHING, HUNTING
& WILDLIFE
WATCHING**

14,000 miles of streams

345,000 acres of ponds

295,000 acres of large lakes
and reservoirs

\$2.7 billion annual economic impact

\$1.14 billion from hunting

\$772 million from fishing

\$829 million from wildlife watching

66,171 jobs



Appreciation is expressed to the following individuals for their input: David Ammon, John Auel, Dominique Belcher, Karen Brasher, Alba Dinarte, Kevin Hudson, Kat Lawrence, Samantha Laird, Bob Williams, and Brian Williams.

Mississippi Value of Production Estimates

December 2017

by: Division of Agriculture, Forestry and Veterinary Medicine
Mississippi State University

Commodity	2016	2017
	in million dollars	
Broilers/Eggs/Chickens	2,458	2,788
Forestry	1,514	1,393
Soybeans	965	1,115
Cotton	419	562
Corn	448	337
Cattle/Calves	296	285
Catfish	215	181
Sweet Potatoes	122	123
Hogs	90	117
Hay	128	116
Horticulture Crops	105	107
Rice	134	105
Peanuts	26	33
Milk	25	26
Wheat	11	8
Govt. Programs / Misc.	350	262
Grand Total	\$7,306	\$7,558



MISSISSIPPI STATE UNIVERSITY™
DIVISION OF AGRICULTURE, FORESTRY
AND VETERINARY MEDICINE



®

Source: MSU Extension Service and Mississippi Agricultural Statistics Service. The 2017 government programs estimate is preliminary. Miscellaneous sales from 2012 Ag Census.