

2018

MISSISSIPPI

AGRICULTURE, FORESTRY & NATURAL RESOURCES



MISSISSIPPI STATE UNIVERSITY™
DIVISION OF AGRICULTURE, FORESTRY
AND VETERINARY MEDICINE



MISSISSIPPI

AGRICULTURE, FORESTRY & NATURAL RESOURCES

(OVERVIEW)

35,800 farms

10.7 million acres of land farmed

\$26.75 billion value of farmland & buildings

19.7 million acres of forestland

14,000 miles of streams

640,000 acres of ponds & lakes

Top 6 enterprises in 2018

- poultry and eggs
- forestry
- soybeans
- cotton
- corn
- cattle and calves

Value of production figures were estimated in December 2018. These estimates may change as USDA releases updated information in 2019.

MAKING A
**DIFFERENCE
IN OUR STATE**

(BY THE NUMBERS)

**\$7.72
billion**

2018 farm-gate value of ag
and forestry production
(includes government pymts)

**\$16.75
billion**

2018 value-added to
the MS economy by ag
and forestry production

**\$109
million**

R&D expenditures by MSU
in agricultural sciences -
#9 national ranking

3,596

Students enrolled
in Ag Division colleges
at MSU, Fall 2018 -
highest ever

192,956

Farm Bureau
members served
by the largest farm
organization in the
state

2018 ANOTHER **PRODUCTIVE YEAR**

Soybean Yields *53 bushels/acre**

Cotton Yields *1,155 lbs/acre**

Soybean Production *117 million bushels**

Corn Yields *188 bushels per acre**

Cotton Production *1.46 million bales**

Broiler Production *\$2.68 billion**
(value)

Egg Production *\$304 million**
(value)

Soybean Production *\$1.06 billion**
(value)

All production and income estimates are subject to change as USDA releases updated information in 2019.

* Record/Near record level

Mississippi is in the Top 20 in the production of 13 agricultural commodities

- **#1** in Catfish
- **#3** in Pulpwood
- **#3** in Sweet Potatoes
- **#3** in Cotton
- **#3** in Cottonseed
- **#5** in Broilers
- **#6** in Rice
- **#8** in Peanuts
- **#9** in Blueberries
- **#11** in Pecans
- **#12** in Soybeans
- **#15** in Watermelons
- **#20** in Hogs & Pigs



MISSISSIPPI

FARMS & FARMERS

Farm acreage 10,700,000

Forestry acreage 19,700,000

Demographics of farmers

Race

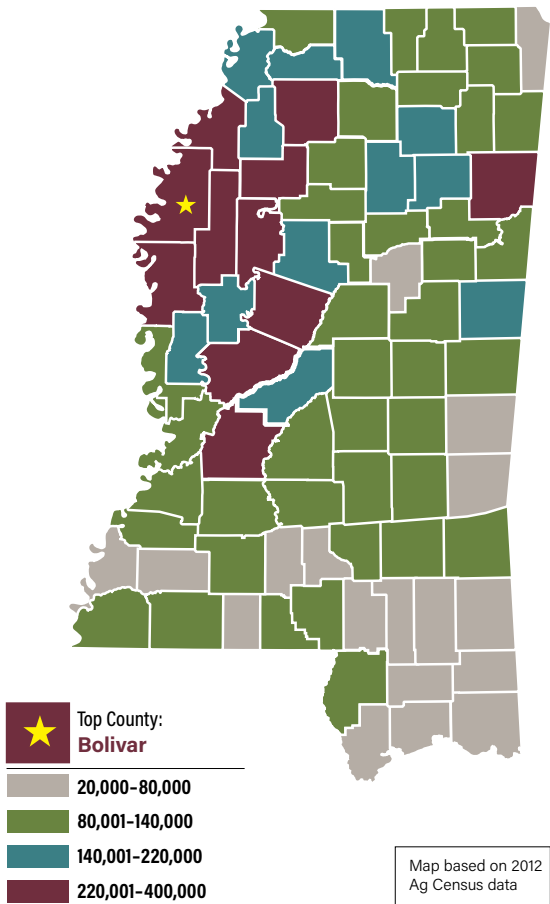
White	86.0%
African American	13.2%
Other	0.8%

Gender

Male	86.1%
Female	13.9%

Average age 60.4

ACREAGE IN FARMS





MISSISSIPPI

FARMS & FARMERS

Number of farms	35,800
------------------------	--------

Farms with \$1 million or more in sales	1,900
--	-------

Value of farmland & buildings	\$26.75B
--	----------

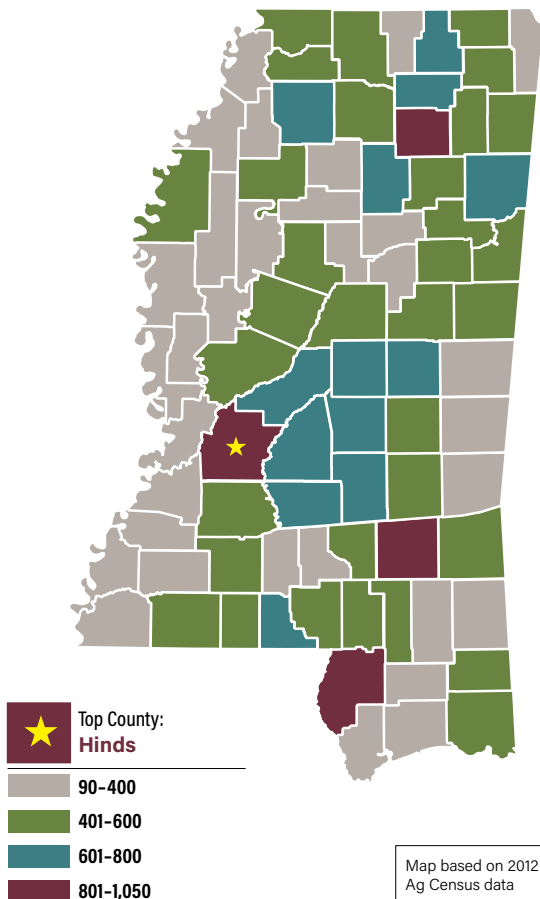
Average size of farm (acres)	299
-------------------------------------	-----

Principal operators' primary occupation

Farming	16,355
----------------	--------

Other	21,721
--------------	--------

NUMBER OF FARMS





MISSISSIPPI

BROILERS

747,000,000 broilers produced in 2018

1,430 farms

\$2,680 million value of production in 2018

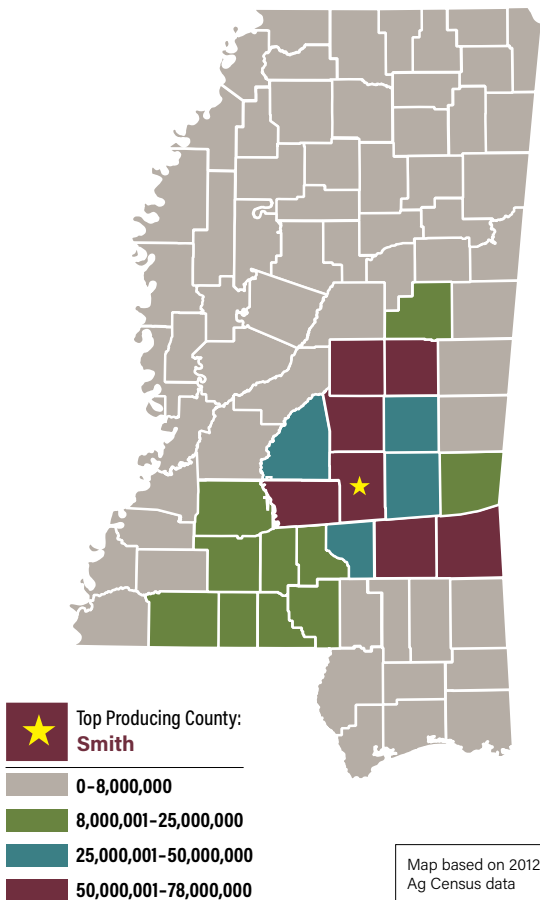


\$100

MILLION

ABOVE 2017
VALUE OF
PRODUCTION

NUMBER OF BROILERS SOLD





MISSISSIPPI

FORESTRY

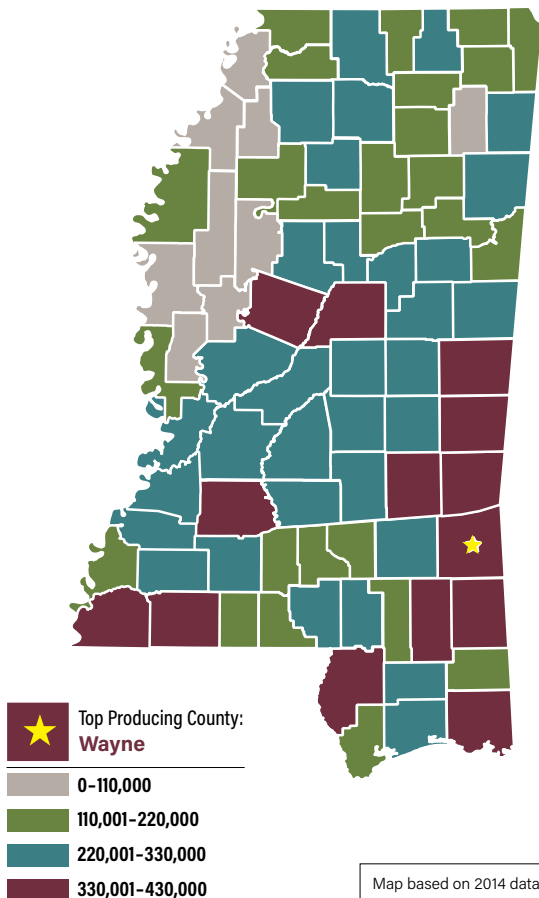
19,700,000 acres

125,000 forest landowners

\$1,250 million value of production in 2018



TIMBER ACREAGE





MISSISSIPPI

SOYBEANS

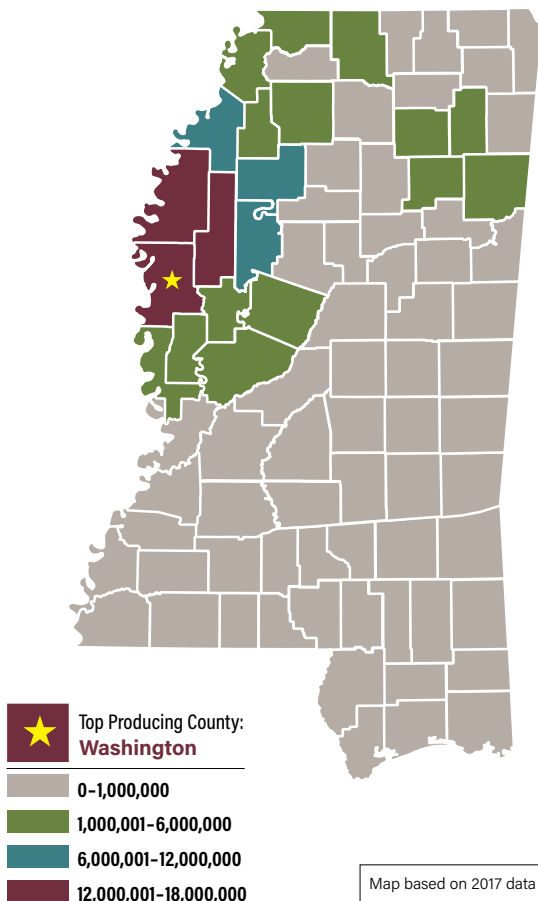
116,600,000 bushels produced in 2018

3,274 farms

\$1,055 million value of production in 2018



SOYBEANS BUSHEL





MISSISSIPPI

COTTON

1,480,000 bales produced in 2018

824 farms

\$623 million value of production in 2018

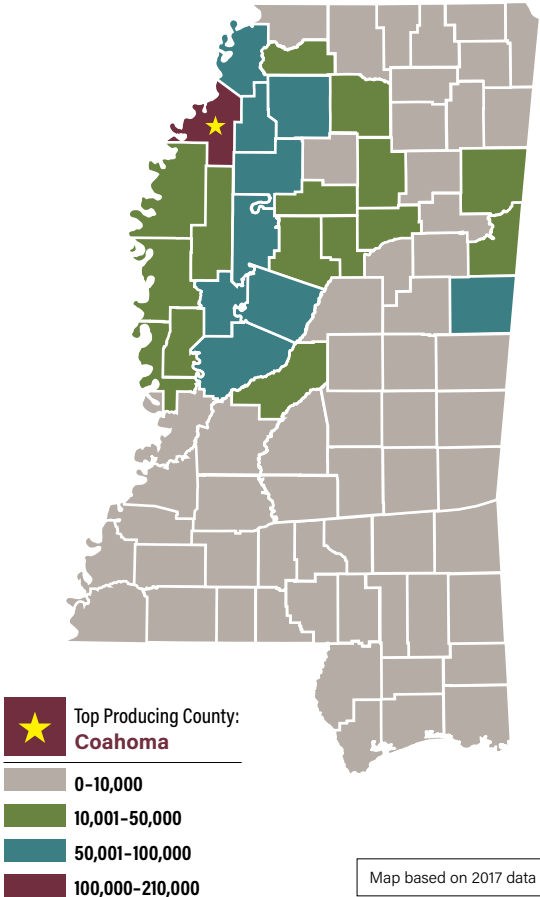


\$89

MILLION

ABOVE 2017
VALUE OF
PRODUCTION

COTTON BALES





MISSISSIPPI

CORN

86,480,000 bushels produced in 2018

2,022 farms

\$351 million value of production in 2018

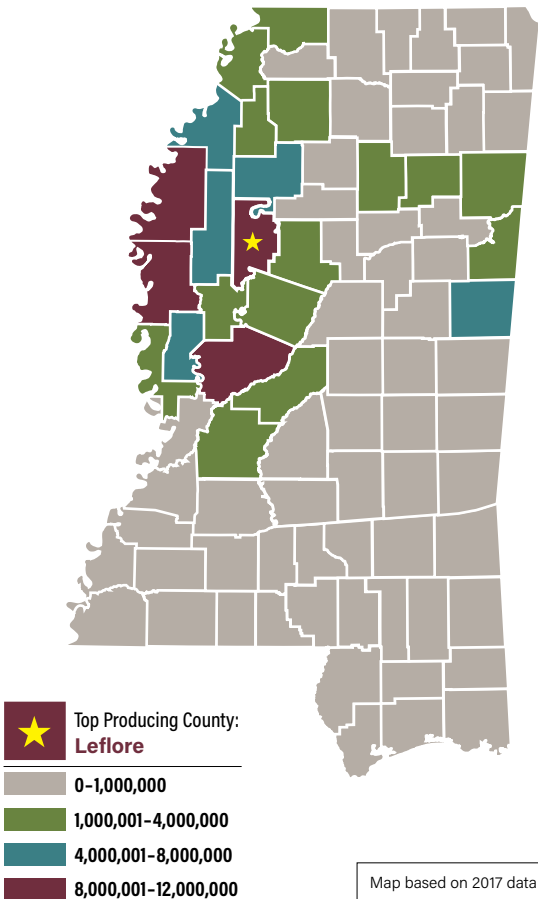


\$6

MILLION

ABOVE 2017
VALUE OF
PRODUCTION

CORN BUSHELS





MISSISSIPPI

CATTLE & CALVES

930,000 head in 2018 *(1/1/18 inventory)*

15,940 farms

\$305 million value of
production in 2018

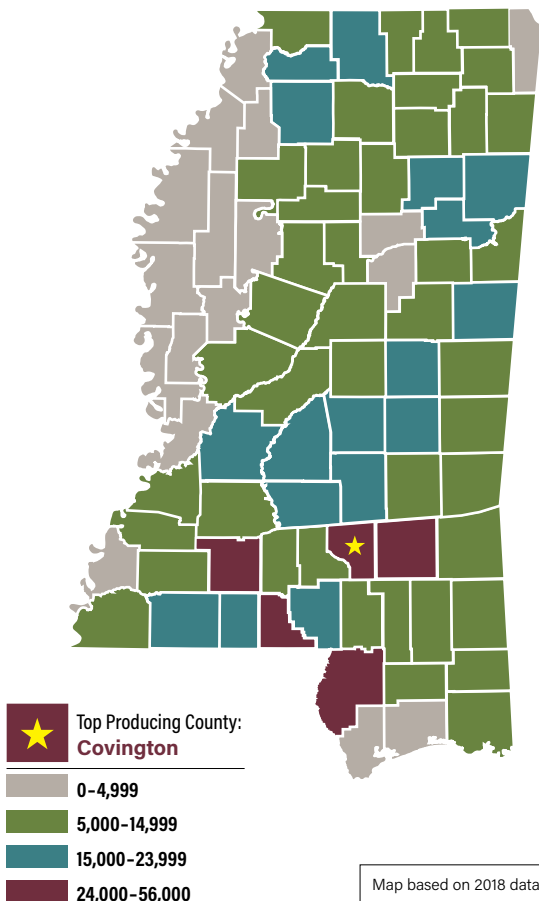


\$20

MILLION

ABOVE 2017
VALUE OF
PRODUCTION

CATTLE AND CALF INVENTORY





MISSISSIPPI

CATFISH

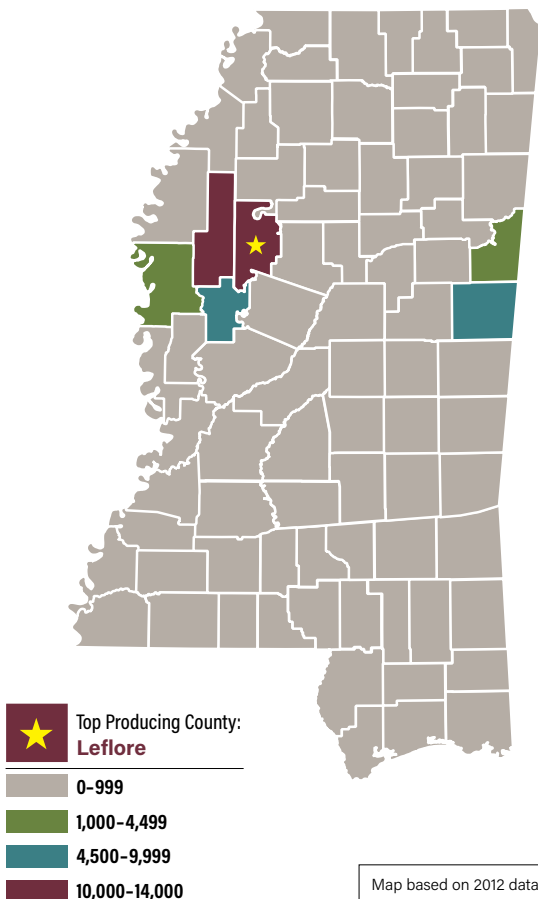
160 operations

36,100 acres of production

\$164 million value of production in 2018



CATFISH WATER ACRES





MISSISSIPPI

RICE

10,147,000 hundred weight
produced in 2018

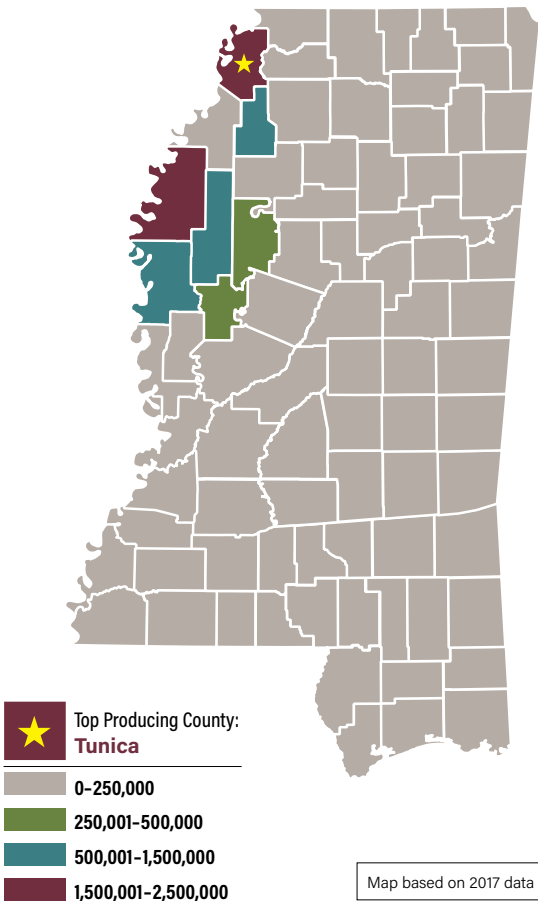
259 farms

\$117 million value of production in 2018



\$21
MILLION
ABOVE 2017
VALUE OF
PRODUCTION

RICE HUNDREDWEIGHT





MISSISSIPPI

WHEAT

35,000 acres harvested in 2018

2,065,000 bushels produced in 2018

\$12 million value of production in 2018

\$6

MILLION

ABOVE 2017
VALUE OF
PRODUCTION



MISSISSIPPI

HAY

590,000 acres harvested in 2018

1.18 million tons produced in 2018

\$106 million value of production in 2018





MISSISSIPPI

SWEET POTATOES

29,000 acres harvested in 2018

5.40 million hundredweight
produced in 2018

89 farms

\$118 million value of production in 2018



\$4

MILLION

ABOVE 2017
VALUE OF
PRODUCTION



MISSISSIPPI

HORTICULTURE

\$104 million value of production in 2018 for **horticulture crops** excluding sweet potatoes.

Horticulture crops include vegetables, melons, potatoes, fruits, tree nuts, berries, nursery, greenhouses, floriculture, sod, and Christmas tree farms.





MISSISSIPPI

EGGS

1,410 million eggs produced in 2018

276 farms with 100+ layers

\$304 million value of production in 2018

\$93
MILLION
ABOVE 2017
VALUE OF
PRODUCTION





MISSISSIPPI

HOGS

575,000 hogs and pigs

(12/20/18 inventory)

1,212,000 piglets born in 2018

306 farms with hogs

\$94 million value of production in 2018

\$7

MILLION

ABOVE 2017
VALUE OF
PRODUCTION





MISSISSIPPI

PEANUTS

24,000 acres harvested in 2018

96 million pounds produced in 2018

128 farms

\$19 million value of production in 2018





MISSISSIPPI

DAIRY MILK

68 Grade A Dairy Herds

(Estimated 12/2018)

9,000 milk cows in 2018

\$23 million value of
production of milk in 2018





MISSISSIPPI

GRAIN SORGHUM

3,000 acres harvested in 2018

240,000 bushels produced in 2018

\$1.3 million value of production in 2018






MISSISSIPPI

HORSES

126,000 horses | **72** public arenas

\$1.15 billion total economic impact

\$890 million value of depreciated investments | **39,500** jobs



Data based on 2008 study by Agricultural Economics, Mississippi State University



MISSISSIPPI

FISHING, HUNTING

& WILDLIFE WATCHING

14,000 miles of streams

345,000 acres of ponds

295,000 acres of large
lakes and reservoirs

\$2.7 billion annual economic impact

\$1.14 billion from hunting

\$772 million from fishing

\$829 million from wildlife watching

66,171 jobs



**APPRECIATION IS EXPRESSED
TO THE FOLLOWING
INDIVIDUALS FOR THEIR INPUT:**

David Ammon, John Auel, Jimmy Avery, Dominique Belcher, Karen Brasher, Elizabeth Canales, Alba Dinarte, Kevin Hudson, Samantha Laird, Josh Maples, Amanda Stone, and Bob Williams.



DIVISION OF AGRICULTURE, FORESTRY
AND VETERINARY MEDICINE

Mississippi State University's Division of Agriculture, Forestry and Veterinary Medicine is one of five divisions at MSU and includes the College of Agriculture and Life Sciences, College of Forest Resources, College of Veterinary Medicine, Mississippi Agricultural and Forestry Experiment Station, Forest and Wildlife Research Center, MSU Extension Service.

www.dafvm.msstate.edu



The Mississippi Farm Bureau Federation serves as the largest and strongest general farm organization in Mississippi, with nearly 193,000 member families in 82 county Farm Bureaus. It is a voluntary, non-governmental, non-partisan organization seeking solutions to problems affecting the lives of farm families, both socially and economically.

www.msfb.org

Mississippi Value of Production Estimates

DECEMBER 2018

by: Division of Agriculture, Forestry and Veterinary Medicine
Mississippi State University

Commodity	2017	2018
	in million dollars	
Broilers/Eggs/Chickens	2,798	2,993
Forestry	1,288	1,250
Soybeans	1,127	1,055
Cotton	534	623
Corn	345	351
Cattle/Calves	285	305
Catfish	212	164
Sweet Potatoes	114	118
Rice	96	117
Hay	132	106
Horticulture Crops	107	104
Hogs	87	94
Milk	26	23
Peanuts	37	19
Wheat	6	12
Govt. Programs / Misc.	344	386
Grand Total	\$7,538	\$7,720



MISSISSIPPI STATE UNIVERSITY™
DIVISION OF AGRICULTURE, FORESTRY
AND VETERINARY MEDICINE



Source: MSU Extension Service and Mississippi Agricultural Statistics Service. The 2018 government programs estimate is preliminary. Miscellaneous sales from 2012 Ag Census.