

2021

MISSISSIPPI

AGRICULTURE • FORESTRY • NATURAL RESOURCES



MISSISSIPPI STATE UNIVERSITY™
DIVISION OF AGRICULTURE, FORESTRY,
AND VETERINARY MEDICINE



MISSISSIPPI AGRICULTURE, FORESTRY & NATURAL RESOURCES

(overview)

34,700 farms

10.4 million acres of land farmed

\$29 billion value of farmland & buildings

19.2 million acres of forestland

14,000 miles of streams

640,000 acres of ponds & lakes

Percent of farms that:

Have internet access **66%**

Sell directly to consumers **3%**

Hire farm labor **26%**

Are family farms **95%**

MAKING A DIFFERENCE IN OUR STATE

(by the numbers)



\$8.33B

2021 farm-gate value of
ag and forestry production
(includes government pymts)

\$16.05B

2020 value-added to the
MS economy by ag and
forestry production

\$106.9M

R&D expenditures by MSU
in agricultural sciences -
#15 national ranking

3,648

Students enrolled
in Ag Division
colleges at MSU, Fall
2021

179,525

Farm Bureau member
families served by the
largest farm organiza-
tion in the state

All production and income estimates are subject to
change as USDA releases updated information in 2022.

Agricultural & Forestry Industry impacts

STATE WIDE VALUE ADDED

21% of state's total impact

14% of state's total excluding retail

STATE WIDE ECONOMIC ACTIVITY

18.6% of state's economic activity

STATE WIDE EMPLOYMENT

17.4% of all jobs

18.6% of all sales

17.5% of all value-added

Industry impacts based on an analysis of the contribution of agriculture and forestry to the Mississippi economy, Mississippi State University Extension Service

Value of production figures were estimated in December 2021. These estimates may change as USDA releases updated information in 2022.

Mississippi ranks in the Top 25 in the production of 12 agricultural commodities

#1	Catfish
#3	Cotton Cottonseed Pulpwood Sweet Potatoes
#6	Broilers Rice
#10	Peanuts
#12	Soybeans
#20	Corn Hogs & Pigs
#21	Beef Cows

Source: Mississippi Ag Statistics Service/National Ag Statistics Service, USDA



MISSISSIPPI

FARMS & FARMERS

Farm acreage 10,400,000

Forestry acreage 19,244,571

Demographics of farmers

Race

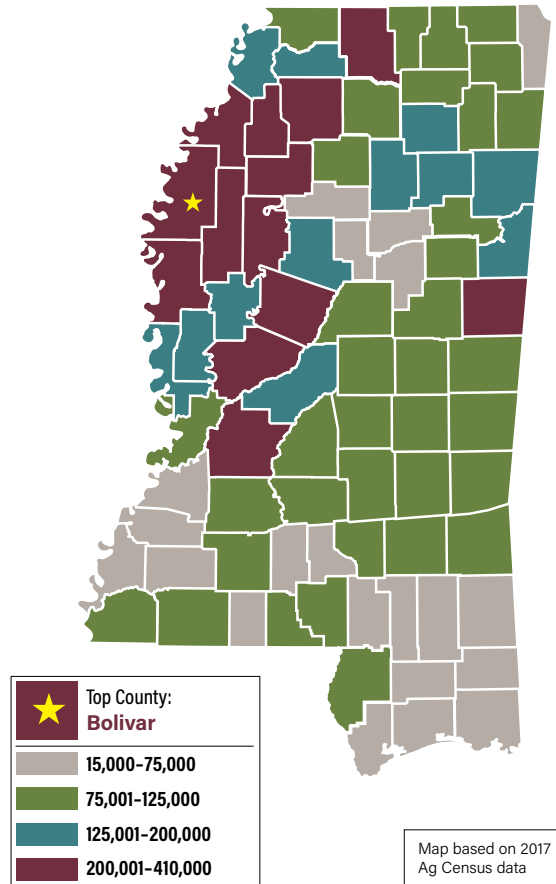
White	85.9%
African American	13.1%
Other	1.0%

Gender

Male	73.9%
Female	26.1%

Average age 59.9

ACREAGE IN FARMS



Map based on 2017
Ag Census data



MISSISSIPPI

FARMS & FARMERS

Number of farms 34,700

Farms with \$1 million or more in sales 1,946

Value of farmland & buildings \$29B

Average size of farm (acres) 300

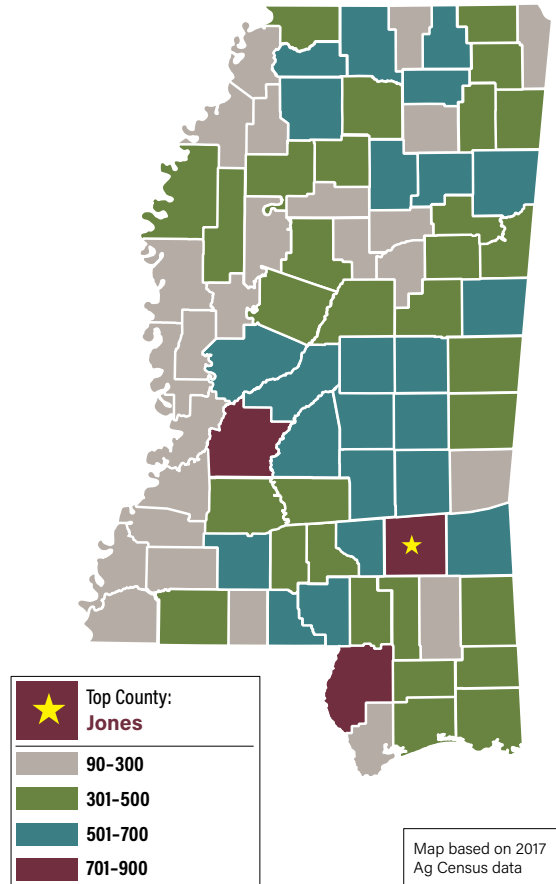
Principal operators' primary occupation

Farming 18,347

Other 27,118

Source: 2017 Ag Census and National Ag Statistics Service, USDA.

NUMBER OF FARMS





MISSISSIPPI

BROILERS

737,000,000 broilers produced in 2021

1,237 farms

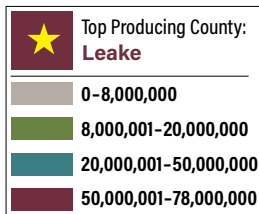
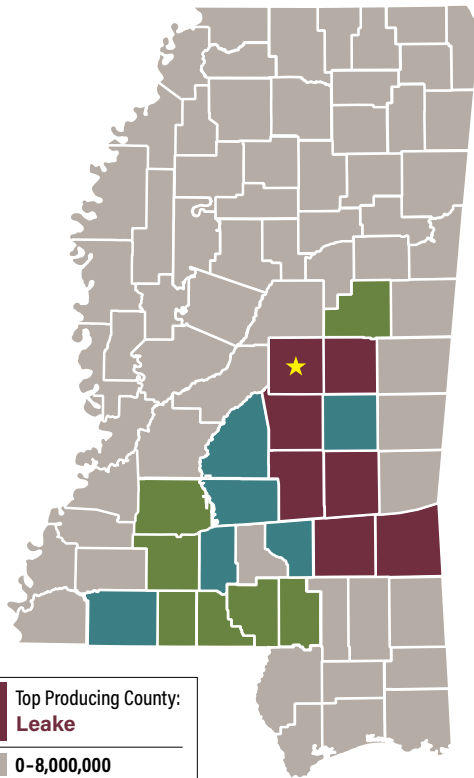
\$2.42 billion value of production in 2021



\$731
MILLION

*Above
2020 value of
production*

NUMBER OF BROILERS SOLD



Map based on 2017
Ag Census data



MISSISSIPPI

SOYBEANS

2,190,000 acres harvested in 2021

120,450,000 bushels produced in 2021

3,087 farms

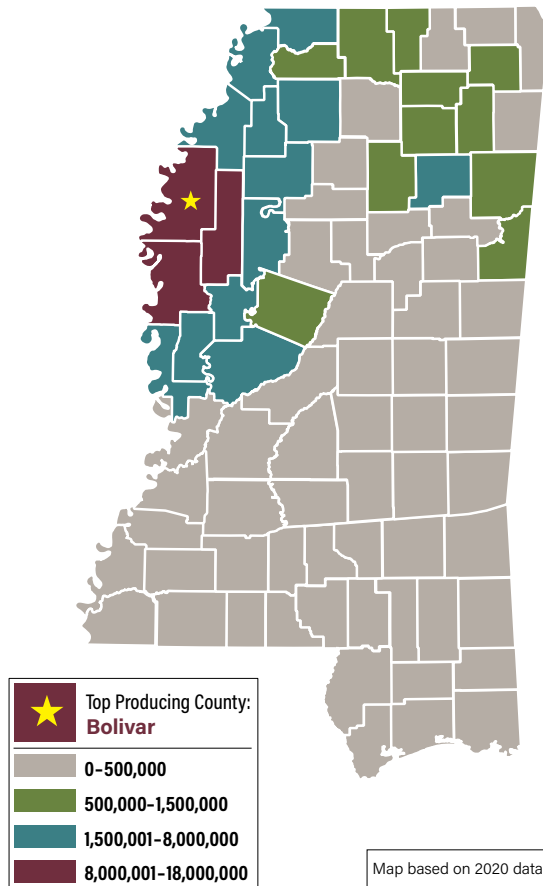
\$1.49 billion value of production in 2021

\$298
MILLION

*Above
2020 value of
production*



SOYBEAN BUSHELS





MISSISSIPPI

FORESTRY

19,244,571 acres | **125,000** forest landowners

Forest-related economic activity
in Mississippi generated **61,619**
jobs and over **\$2.96** billion in income

Forest-related value-added
amounted to over **\$4.99** billion

\$1.3 billion value of production in 2021

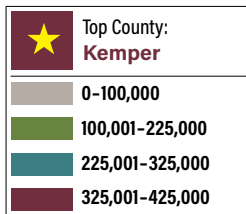
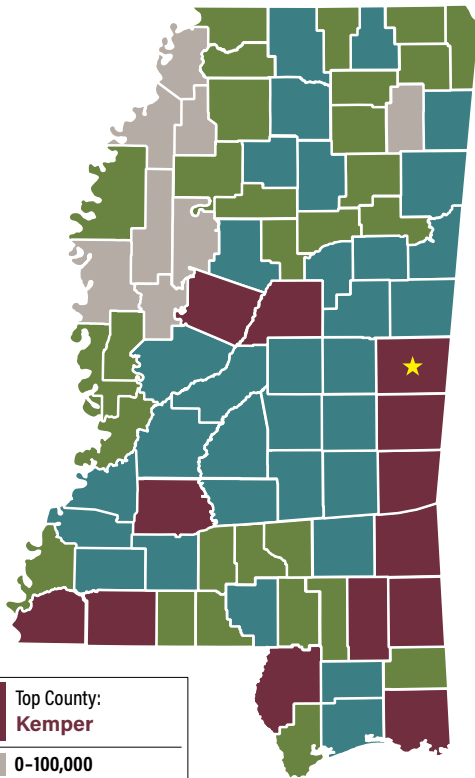
\$70

MILLION

*Above
2020 value of
production*



FOREST ACREAGE



Map based on 2019 data



MISSISSIPPI

COTTON

430,000 acres harvested in 2021

1,030,000 bales produced in 2021

780 farms

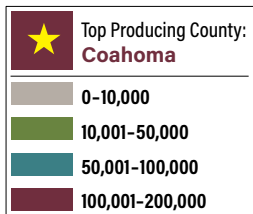
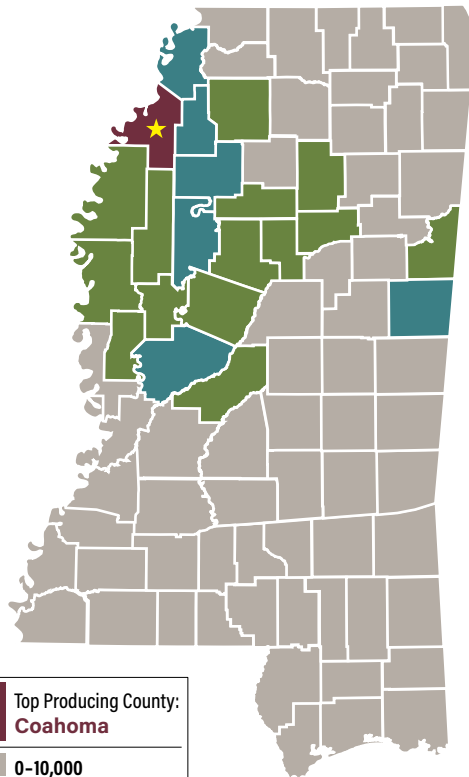
\$558 million value of production in 2021



\$120
MILLION

*Above
2020 value of
production*

COTTON BALES



Map based on 2020 data



MISSISSIPPI

CORN

700,000 acres harvested in 2021

129,500,000 bushels produced in 2021

1,427 farms

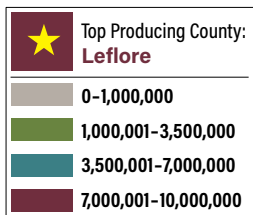
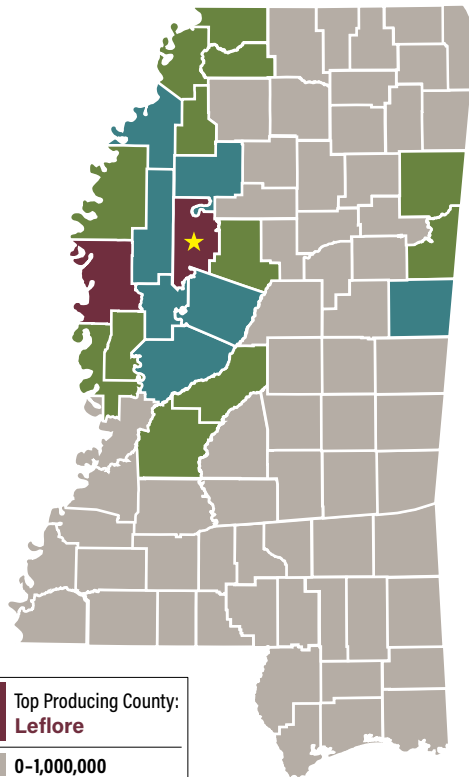
\$748,286 million value of production in 2021

\$422
MILLION

*Above
2020 value of
production*



CORN BUSHELS



Map based on 2020 data



MISSISSIPPI

CATTLE & CALVES

920,000 head in 2021 *(1/1/21 inventory)*

15,980 farms

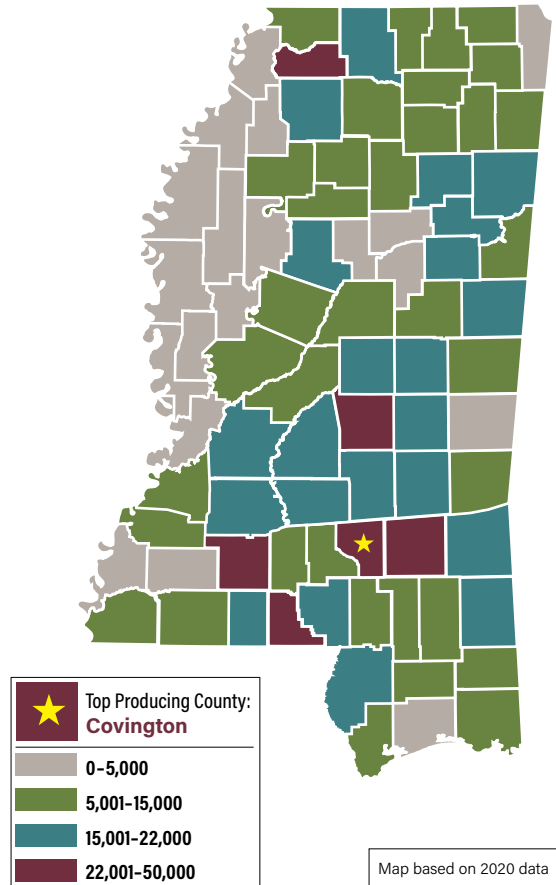
\$282 million value of production in 2021

\$26
MILLION

*Above
2020 value of
production*



CATTLE AND CALF INVENTORY





MISSISSIPPI

CATFISH

205 operations in 2021

33,900 acres of production

\$232 million value of production in 2021

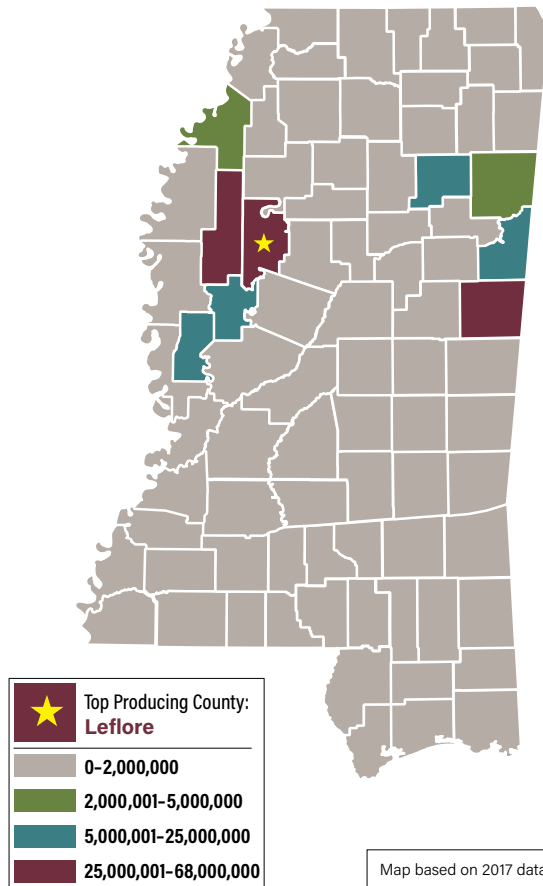
\$8

MILLION

*Above
2020 value of
production*



CATFISH SOLD IN DOLLARS





MISSISSIPPI

RICE

101,000 acres harvested in 2021

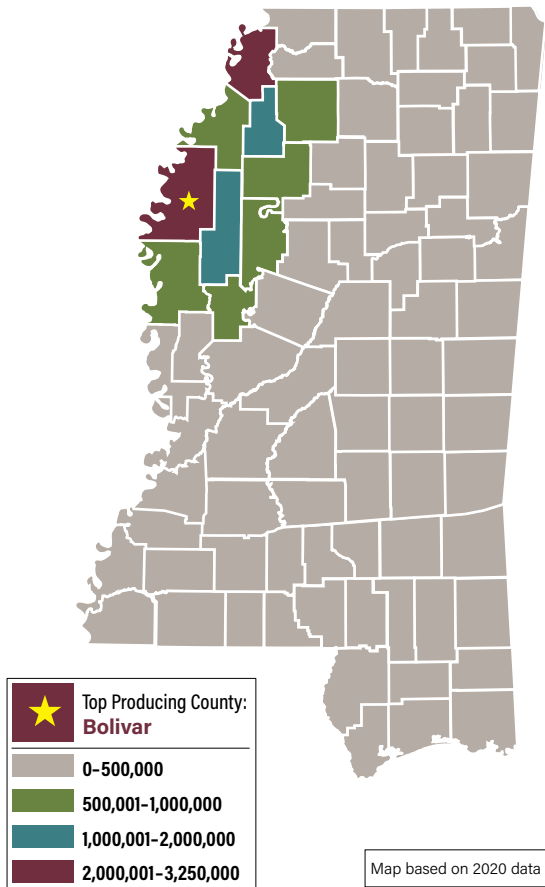
7,575,000 hundredweight
produced in 2021

221 farms

\$92 million value of production in 2021



RICE HUNDREDWEIGHT





MISSISSIPPI

EGGS

1,361 million eggs produced in 2021

234 farms with 100+ layers

\$235 million value of production in 2021



MISSISSIPPI

HAY

630,000 acres harvested in 2021

1.53 million tons produced in 2021

11,565 farms

\$160 million value of production in 2021

\$12

MILLION

*Above
2020 value of
production*





MISSISSIPPI

SWEET POTATOES

29,500 acres harvested in 2021

5.34 million hundredweight
produced in 2021

172 farms

\$110 million value of production in 2021



MISSISSIPPI

HORTICULTURE

\$108 million value of production in 2021 for
horticulture crops excluding sweet potatoes.

Horticulture crops include vegetables,
melons, potatoes, fruits, tree nuts, berries,
nurseries, greenhouses, floriculture, sod, and
Christmas tree farms.



\$3

MILLION

*Above
2020 value of
production*



MISSISSIPPI

HOGS

150,000 hogs and pigs

(12/1/20 inventory)

1,115,900 piglets born in 2021

437 farms with hogs

\$96 million value of production in 2021



MISSISSIPPI

WHEAT

65,000 acres harvested in 2021

3,770 bushels produced in 2021

162 farms

\$27.2 million value of production in 2021

\$24

MILLION

*Above
2020 value
of production*



\$22

MILLION

*Above
2020 value
of production*





MISSISSIPPI

PEANUTS

17,000 acres harvested in 2021

69,700 million pounds produced in 2021

113 farms

\$14.2 million value of production in 2021



MISSISSIPPI

DAIRY MILK

60 Grade A Dairy Herds

(2020 Survey)

8,000 milk cows in 2021

\$22 million value of
production of milk in 2021





MISSISSIPPI

HORSES

480,762 horses and mules

10,492 farms

\$890 million value of
depreciated investments

39,500 jobs

Data based on 2017 Census of Agriculture





MISSISSIPPI

FISHING, HUNTING & WILDLIFE WATCHING

14,000 miles of streams

345,000 acres of ponds

295,000 acres of large
lakes and reservoirs

\$2.7 billion annual economic impact


\$1.14 billion from hunting

\$772 million from fishing

\$829 million from wildlife watching

66,171 jobs

Data based on 2010 study by Forest
and Wildlife Research Center,
Mississippi State University.



APPRECIATION IS EXPRESSED TO THE FOLLOWING INDIVIDUALS FOR THEIR INPUT:

David Ammon, Dominique Belcher, Karen Brasher,
Elizabeth Canales, Keith Coble, Alba Collart, Kevin
Hudson, Samantha Laird, Josh Maples, Will Maples,
Marcus Measells, and Shaun Tanger.

Wildlife Photo Credit: Paul T. Brown



DIVISION OF AGRICULTURE, FORESTRY,
AND VETERINARY MEDICINE

Mississippi State University's Division of Agriculture, Forestry, and Veterinary Medicine is one of five divisions at MSU and includes the College of Agriculture and Life Sciences, College of Forest Resources, College of Veterinary Medicine, Forest and Wildlife Research Center, Mississippi Agricultural and Forestry Experiment Station, and the MSU Extension Service.

www.dafvm.msstate.edu



The Mississippi Farm Bureau Federation serves as the largest and strongest general farm organization in Mississippi, with more than 179,000 member families in 82 county Farm Bureaus. It is a voluntary, non-governmental, non-partisan organization seeking solutions to problems affecting the lives of farm families, both socially and economically.

www.msfb.org

Mississippi Value of Production Estimates

DECEMBER 2021

by: Division of Agriculture, Forestry, and Veterinary Medicine
Mississippi State University

Commodity	2020 in million dollars	2021
Broilers/Eggs/Chickens	1,909	2,652
Soybeans	1,190	1,488
Forestry	1,217	1,287
Corn	326	748
Cotton	439	558
Cattle/Calves	256	282
Catfish	224	232
Hay	161	160
Sweet Potatoes	97	110
Horticulture Crops	106	108
Hogs	72	96
Rice	152	92
Wheat	5	27
Milk	25	22
Peanuts	19	14
Govt. Programs / Misc.	766	456
Grand Total	\$6,989	\$8,334



MISSISSIPPI STATE UNIVERSITY™
DIVISION OF AGRICULTURE, FORESTRY,
AND VETERINARY MEDICINE



Source: MSU Extension Service and National Agricultural Statistics Service.
The 2021 government programs estimate is preliminary. Miscellaneous sales
from 2017 Ag Census.