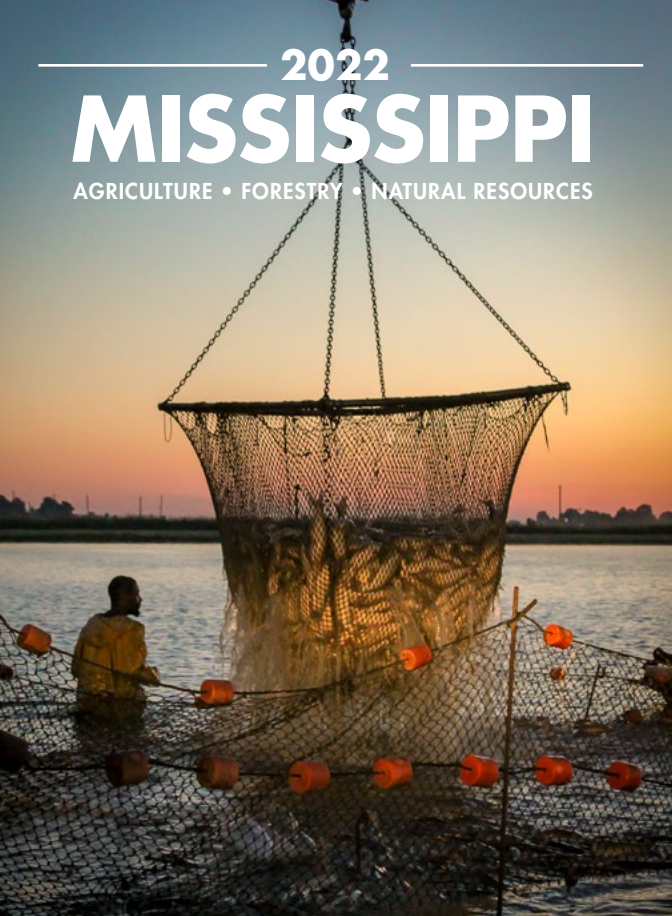


2022 MISSISSIPPI

AGRICULTURE • FORESTRY • NATURAL RESOURCES



MISSISSIPPI STATE UNIVERSITY™
DIVISION OF AGRICULTURE, FORESTRY,
AND VETERINARY MEDICINE



Mississippi Agriculture, Forestry & Natural Resources

(overview)

34,700 farms

10.4 million acres of land farmed

\$29 billion value of farmland & buildings

19.2 million acres of forestland

14,000 miles of streams

640,000 acres of ponds & lakes

Percent of farms that:

Have internet access	98%
Sell directly to consumers	3%
Hire farm labor	26%
Are family farms	87%

Making a Difference in Our State

(by the numbers)



\$9.72B

Record Level

2022 farm-gate value of
ag and forestry production
(includes government pymts)

\$16.05B

2020 value-added to the
MS economy by ag and
forestry production

\$114.8M

R&D expenditures in
agricultural science & natural
resources conservation - #11
national ranking

3,685

Students enrolled
in Ag Division
colleges at MSU, Fall
2022

180,378

Farm Bureau member
families served by the
largest farm organiza-
tion in the state

All production and income estimates are subject to
change as USDA releases updated information in 2023.

Agricultural & Forestry Industry Impacts

STATE-WIDE VALUE-ADDED

21% of state's total impact

14% of state's total excluding retail

STATE-WIDE ECONOMIC ACTIVITY

18.6% of state's economic activity

STATE-WIDE EMPLOYMENT

17.4% of all jobs

18.6% of all sales

17.5% of all value-added

Industry impacts based on an analysis of the contribution of agriculture and forestry to the Mississippi economy, Mississippi State University Extension Service.

Value of production figures were estimated in December 2022. These estimates may change as USDA releases updated information in 2023.

Mississippi Ranks in the Top 25 in the Production of 14 Agricultural Commodities

#1	Catfish
#3	Sweet Potatoes Pine Pulpwood
#4	Cotton & Cottonseed Pine Lumber
#6	Broilers Rice
#9	Peanuts
#12	Soybeans
#13	Eggs
#17	Honey
#21	Corn Hogs
#22	Beef Cattle



MISSISSIPPI

FARMS & FARMERS

Farm acreage	10,400,000
---------------------	------------

Forestry acreage	19,235,186
-------------------------	------------

Demographics of farmers

Race

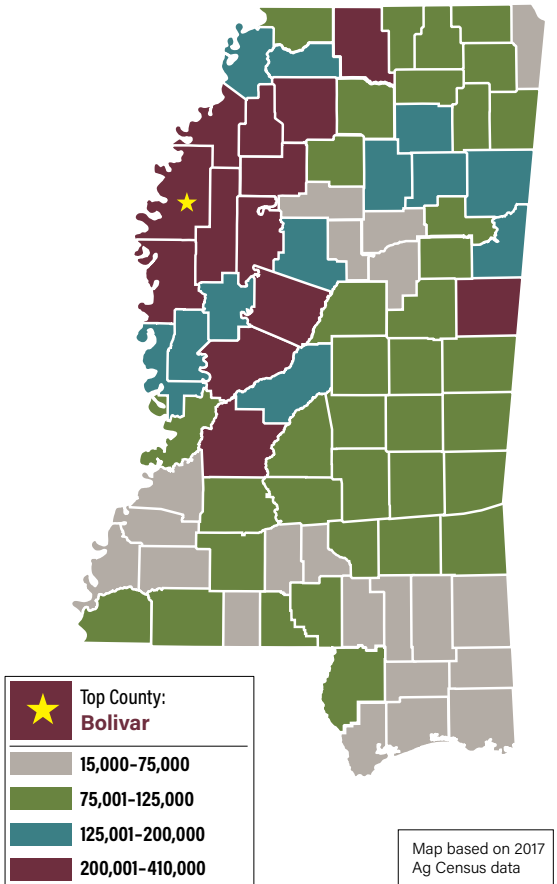
White	85.9%
African American	13.1%
Other	1.0%

Gender

Male	73.9%
Female	26.1%

Average age	59.9
--------------------	------

ACREAGE IN FARMS





MISSISSIPPI

FARMS & FARMERS

Number of farms	34,700
------------------------	--------

Farms with \$1 million or more in sales	1,946
--	-------

Value of farmland & buildings	\$29B
--	-------

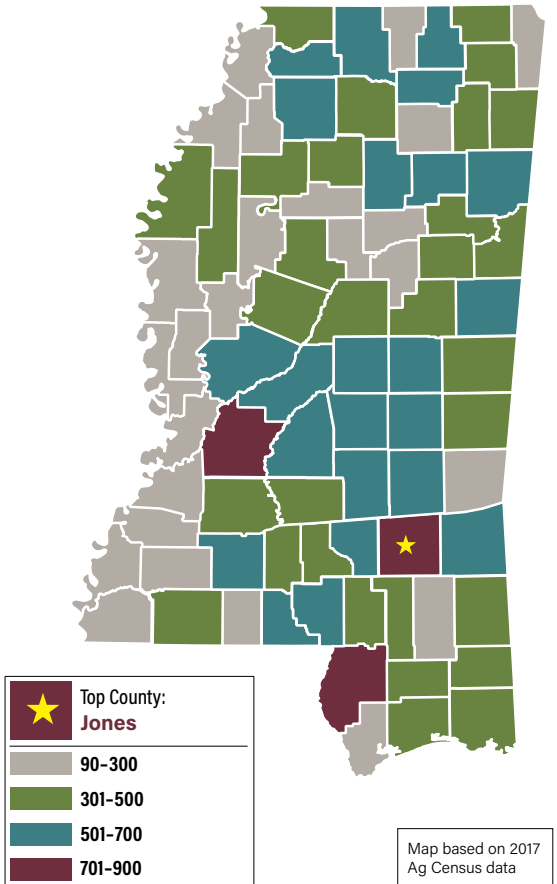
Average size of farm (acres)	300
-------------------------------------	-----

Principal operators' primary occupation

Farming	18,347
----------------	--------

Other	27,118
--------------	--------

NUMBER OF FARMS





MISSISSIPPI

BROILERS

715,000,000 broilers produced in 2022

1,237 farms

\$3.26 billion value of production in 2022

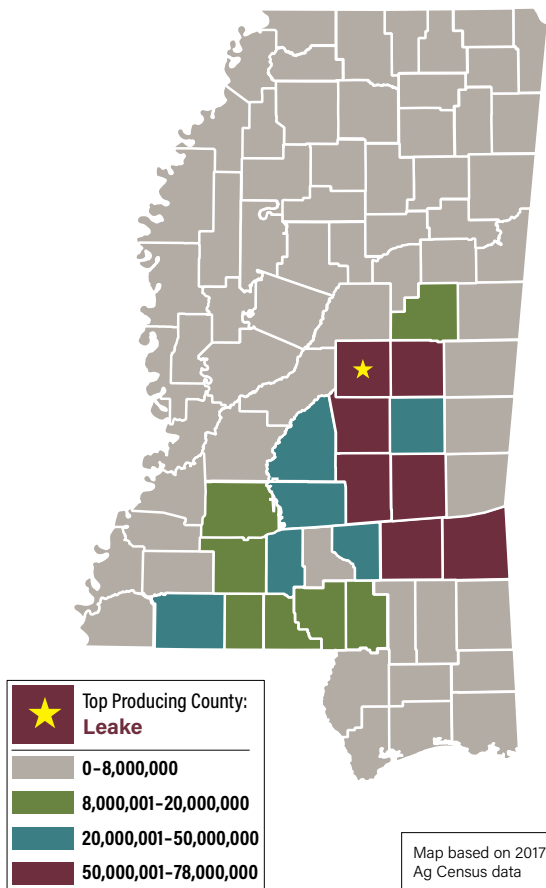


\$895

MILLION

*Above
2021 value of
production*

NUMBER OF BROILERS SOLD





MISSISSIPPI

SOYBEANS

2,280,000 acres harvested in 2022

127,680,000 bushels produced in 2022

3,087 farms

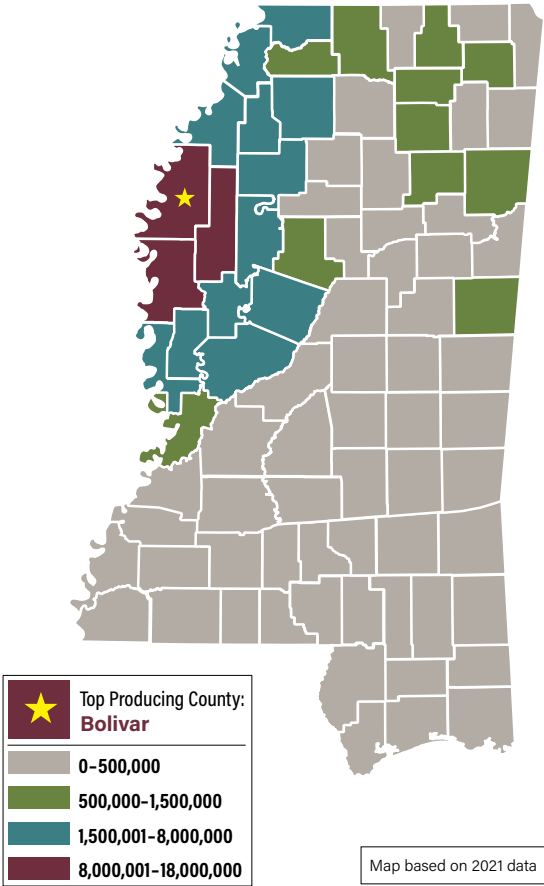
\$1.78 billion value of production in 2022

\$324

MILLION

*Above
2021 value of
production*

SOYBEAN BUSHEL





MISSISSIPPI

FORESTRY

19,235,186 acres | **125,000** forest landowners

Forest-related economic activity
in Mississippi generated **64,544**
jobs and over **\$3.3** billion in income

Forest-related value-added
amounted to over **\$4.88** billion

\$1.3 billion value of production in 2022

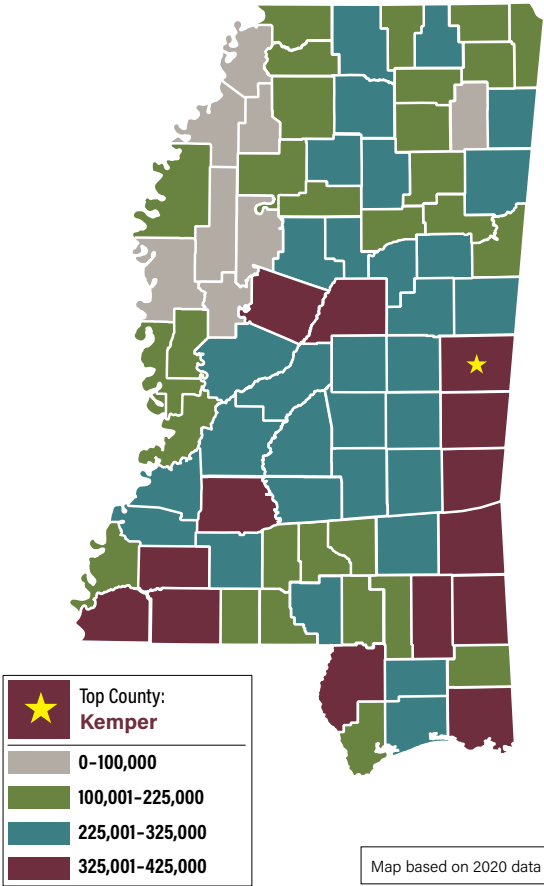
\$170

MILLION

*Above
2021 value of
production*



FOREST ACREAGE





MISSISSIPPI

CORN

550,000 acres harvested in 2022

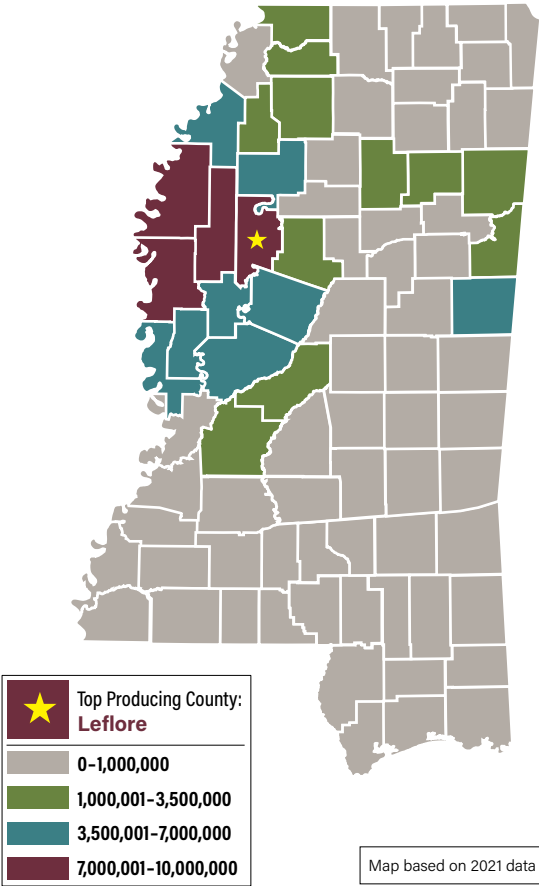
91,850,000 bushels produced in 2022

1,427 farms

\$631.3 million value of production in 2021



CORN BUSHELS





MISSISSIPPI

COTTON

525,000 acres harvested in 2022

1,130,000 bales produced in 2022

780 farms

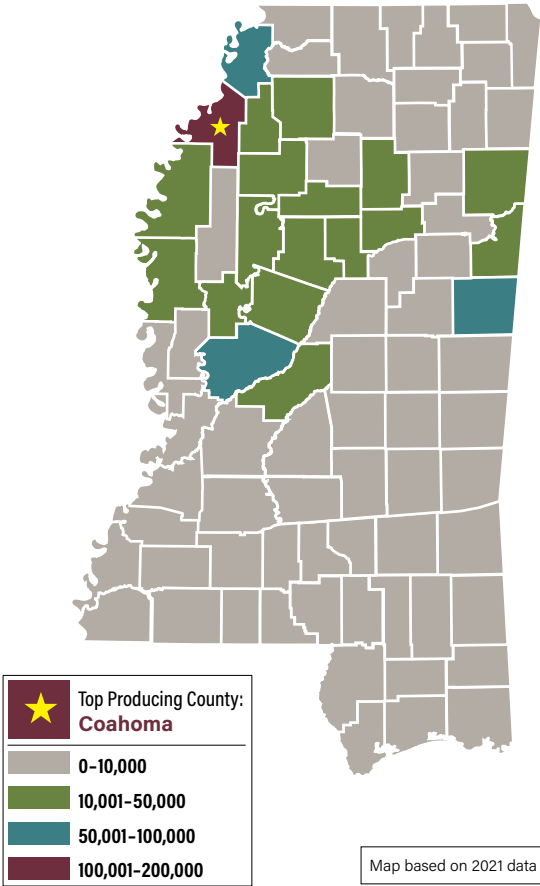
\$624.5 million value of production in 2022



\$169
MILLION

*Above
2021 value of
production*

COTTON BALES





MISSISSIPPI

CATTLE & CALVES

910,000 head in 2022 *(1/1/22 inventory)*

15,980 farms

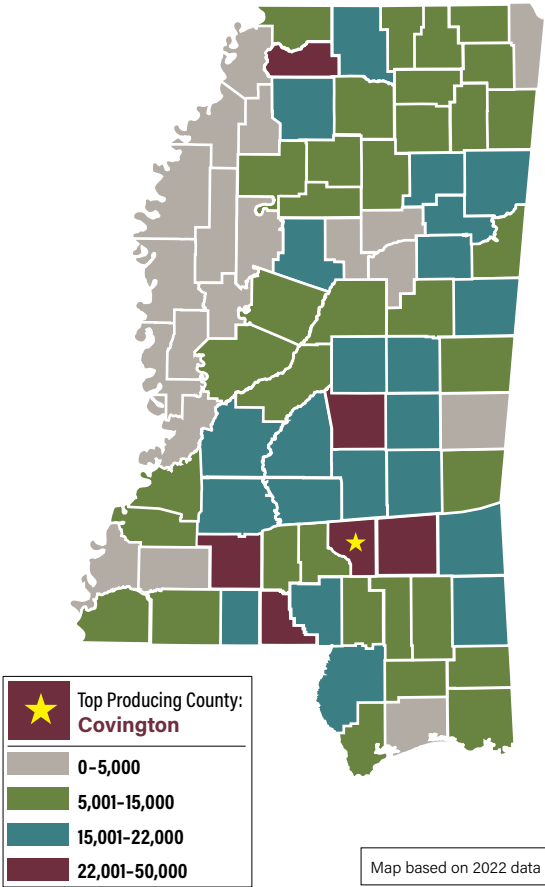
\$318 million value of production in 2022

\$23
MILLION

*Above
2021 value of
production*



CATTLE AND CALF INVENTORY





MISSISSIPPI

CATFISH

205 operations in 2022

34,100 acres of production

\$258 million value of production in 2022

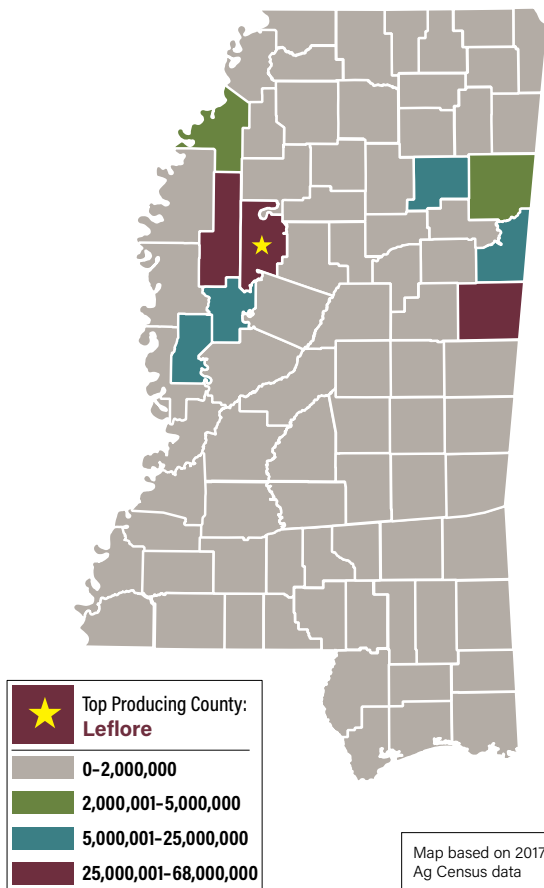
\$15

MILLION

*Above
2021 value of
production*



CATFISH SOLD IN DOLLARS





MISSISSIPPI

RICE

84,000 acres harvested in 2022

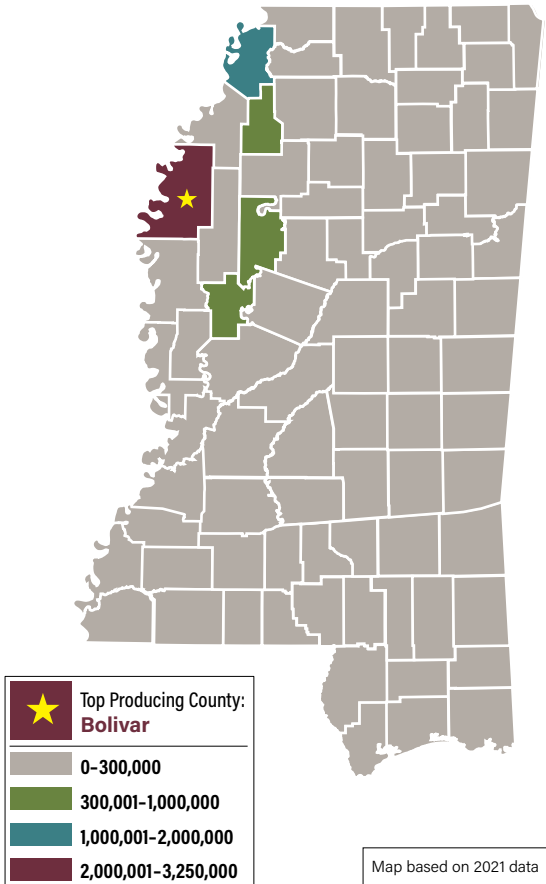
6,216,000 hundredweight
produced in 2022


221 farms

\$97 million value of production in 2022



RICE HUNDREDWEIGHT





MISSISSIPPI

EGGS

1,459 million eggs produced in 2022

234 farms with 100+ layers

\$571 million value of production in 2022

\$343

MILLION

*Above
2021 value of
production*





MISSISSIPPI

HAY

610,000 acres harvested in 2022

1.4 million tons produced in 2022

11,565 farms

\$164 million value of production in 2022

\$20
MILLION

*Above
2021 value of
production*





MISSISSIPPI

SWEET POTATOES

29,500 acres harvested in 2022

5.4 million hundredweight
produced in 2022

172 farms

\$112 million value of production in 2022

\$2

MILLION

*Above
2021 value of
production*





MISSISSIPPI

HORTICULTURE

\$111 million value of production in 2022 for horticulture crops excluding sweet potatoes.

Horticulture crops include vegetables, melons, potatoes, fruits, tree nuts, berries, nurseries, greenhouses, floriculture, sod, and Christmas tree farms.

\$2

MILLION

*Above
2021 value of
production*





MISSISSIPPI

HOGS

170,000 hogs and pigs

(12/1/21 inventory)

437 farms with hogs

\$112 million value of production in 2022

\$40
MILLION

*Above
2021 value
of production*





MISSISSIPPI

WHEAT

53,000 acres harvested in 2022

3,975,000 bushels produced in 2022

162 farms

\$35.5 million value of production in 2022

\$10

MILLION

*Above
2021 value
of production*



MISSISSIPPI

PEANUTS

13,000 acres harvested in 2022

53.3 million pounds produced in 2022

113 farms

\$12.6 million value of production in 2022





MISSISSIPPI

DAIRY MILK

55 Grade A Dairy Herds

(2021 Survey)

7,000 milk cows in 2022

\$25 million value of
production of milk in 2022

\$4

MILLION

*Above
2021 value
of production*





MISSISSIPPI

HORSES

480,762 horses and mules

10,492 farms

\$890 million value of
depreciated investments

39,500 jobs





MISSISSIPPI

FISHING, HUNTING

& WILDLIFE WATCHING

14,000 miles of streams

345,000 acres of ponds

295,000 acres of large
lakes and reservoirs

\$2.7 billion annual economic impact

\$1.14 billion from hunting

\$772 million from fishing

\$829 million from wildlife watching

66,171 jobs

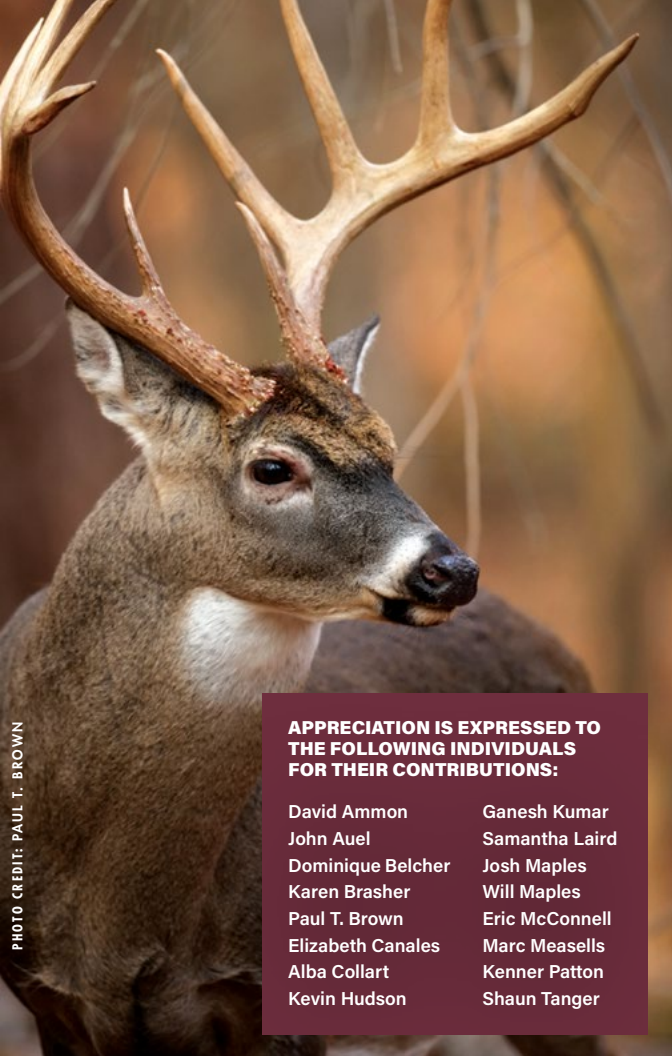


PHOTO CREDIT: PAUL T. BROWN

**APPRECIATION IS EXPRESSED TO
THE FOLLOWING INDIVIDUALS
FOR THEIR CONTRIBUTIONS:**

David Ammon
John Auel
Dominique Belcher
Karen Brasher
Paul T. Brown
Elizabeth Canales
Alba Collart
Kevin Hudson

Ganesh Kumar
Samantha Laird
Josh Maples
Will Maples
Eric McConnell
Marc Measells
Kenner Patton
Shaun Tanger



DIVISION OF AGRICULTURE, FORESTRY,
AND VETERINARY MEDICINE

Mississippi State University's Division of Agriculture, Forestry, and Veterinary Medicine is one of five divisions at MSU and includes:

- College of Agriculture and Life Sciences
- College of Forest Resources
- College of Veterinary Medicine
- Forest and Wildlife Research Center
- Mississippi Agricultural and Forestry Experiment Station
- MSU Extension Service



The Mississippi Farm Bureau Federation serves as the largest and strongest general farm organization in Mississippi, with more than 180,000 member families in 82 county Farm Bureaus.

It is a voluntary, non-governmental, non-partisan organization seeking solutions to problems affecting the lives of farm families, both socially and economically.

www.msfb.org

Mississippi Value of Production Estimates

DECEMBER 2022

by: Division of Agriculture, Forestry, and Veterinary
Medicine Mississippi State University

Commodity	2021	2022
	in million dollars	
Broilers/Eggs/Chickens	2,598	3,836
Soybeans	1,460	1,784
Forestry	1,130	1,300
Corn	708	631
Cotton	455	624
Cattle/Calves	296	318
Catfish	243	258
Hay	143	164
Sweet Potatoes	110	112
Hogs	72	112
Horticulture Crops	108	111
Rice	102	97
Wheat	25	35
Milk	20	25
Peanuts	17	13
Govt. Programs / Misc.	469	299
Grand Total	\$7,957	\$9,720



MISSISSIPPI STATE UNIVERSITY™
DIVISION OF AGRICULTURE, FORESTRY,
AND VETERINARY MEDICINE



Source: MSU Extension Service and National Agricultural Statistics Service. The 2022 government programs estimate is preliminary. Miscellaneous sales from 2017 Ag Census.