

2023 MISSISSIPPI

AGRICULTURE • FORESTRY • NATURAL RESOURCES



MISSISSIPPI STATE UNIVERSITY™
DIVISION OF AGRICULTURE, FORESTRY,
AND VETERINARY MEDICINE



Mississippi Agriculture, Forestry & Natural Resources Overview

34,100 farms

10.3 million acres of land farmed

\$29 billion value of farmland & buildings

19 million acres of forestland

14,000 miles of streams

640,000 acres of ponds & lakes

Percent of farms that:

Have internet access	98%
Sell directly to consumers	3%
Hire farm labor	26%
Are family farms	87%

Making a Difference in Our State

(by the numbers)



\$8.76B

2023 farm-gate value of
ag and forestry production
(includes government pymts)

\$16.05B

2020 value-added to the
MS economy by ag and
forestry production

\$122.9M

R&D expenditures in
agricultural science - #11
national ranking

3,642

Students enrolled
in Ag Division
colleges at MSU, Fall
2023

179,456

Farm Bureau member
families served by the
largest farm organiza-
tion in the state

All production and income estimates are subject to
change as USDA releases updated information in 2024.

Agricultural & Forestry Industry Impacts

STATEWIDE VALUE-ADDED

21% of state's total impact

14% of state's total excluding retail

STATEWIDE ECONOMIC ACTIVITY

18.6% of state's economic activity

STATEWIDE EMPLOYMENT

17.4% of all jobs

18.6% of all sales

17.5% of all value-added

Industry impacts based on an analysis of the contribution of agriculture and forestry to the Mississippi economy, Mississippi State University Extension Service.

Value of production figures were estimated in December 2023. These estimates may change as USDA releases updated information in 2024.

Mississippi Ranks in the Top 25 in the Production of 14 Agricultural Commodities

#1	Catfish
#3	Sweet Potatoes Pine Pulpwood
#4	Cotton & Cottonseed Pine Lumber
#6	Broilers Rice
#9	Peanuts
#12	Soybeans
#13	Eggs
#17	Honey
#21	Corn Hogs
#22	Beef Cattle



MISSISSIPPI

FARMS & FARMERS

Farm acreage 10,300,000

Forestry acreage 19,041,597

Demographics of farmers

Race

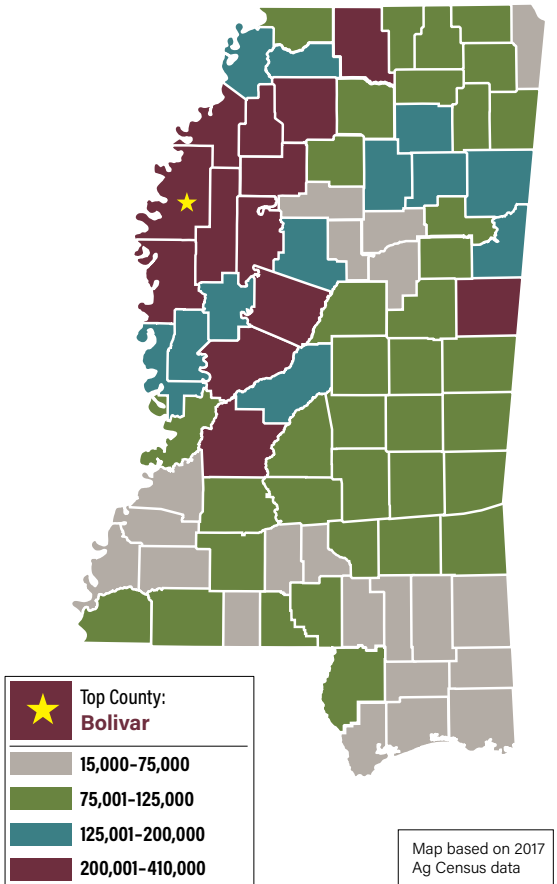
White	85.9%
African American	13.1%
Other	1.0%

Gender

Male	73.9%
Female	26.1%

Average age 59.9

ACREAGE IN FARMS





MISSISSIPPI

FARMS & FARMERS

Number of farms	34,100
------------------------	--------

Farms with \$1 million or more in sales	1,950
------------------------------------------------	-------

Value of farmland & buildings	\$29B
------------------------------------------	-------

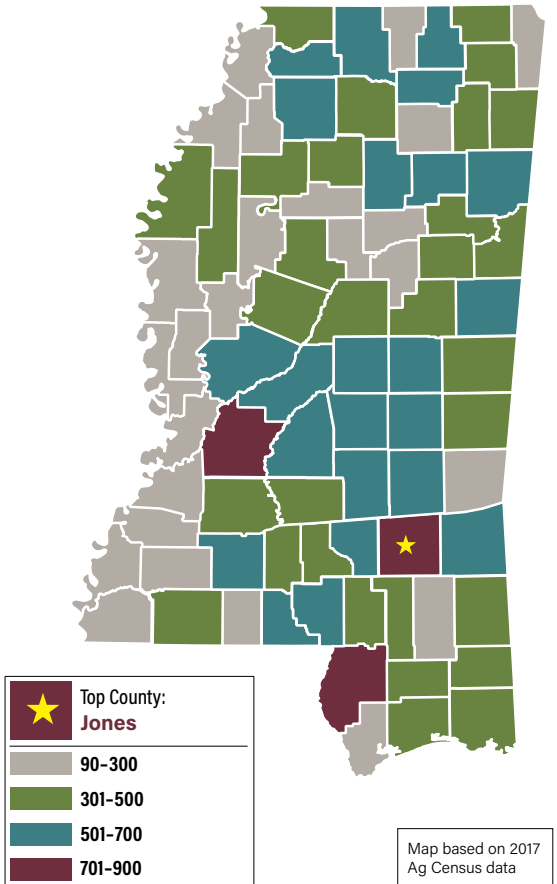
Average size of farm (acres)	300
-------------------------------------	-----

Principal operators' primary occupation

Farming	18,347
----------------	--------

Other	27,118
--------------	--------

NUMBER OF FARMS





MISSISSIPPI

BROILERS

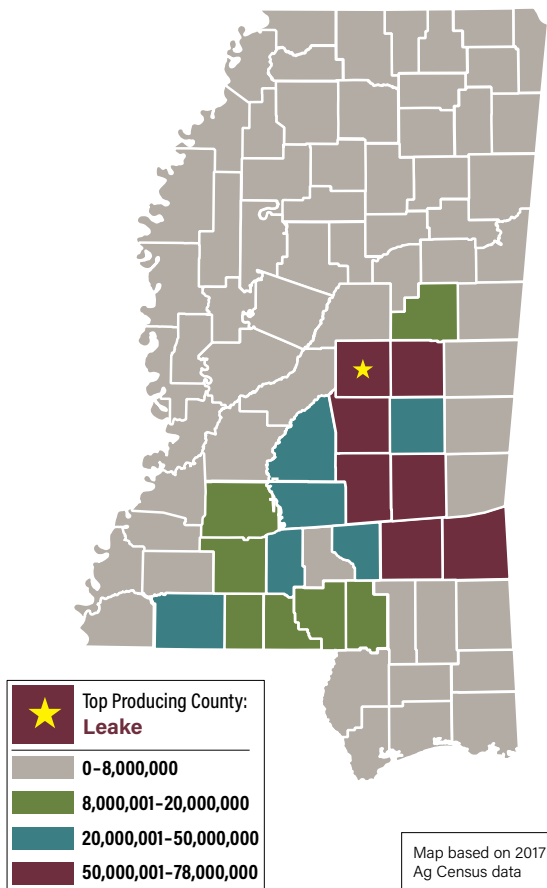
710,400,000 broilers produced in 2023

1,237 farms

\$2.85 billion value of production in 2023



NUMBER OF BROILERS SOLD





MISSISSIPPI

SOYBEANS

2,150,000 acres harvested in 2023

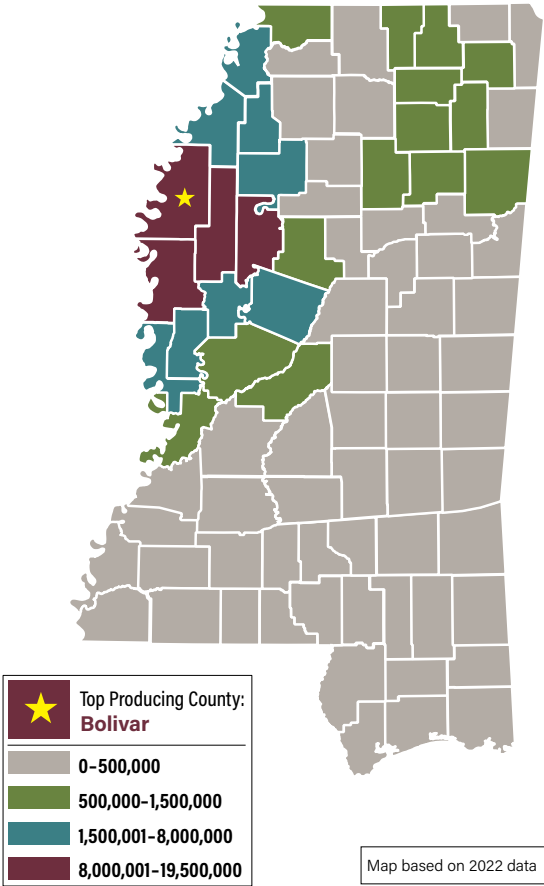
122,550,000 bushels produced in 2023

3,087 farms

\$1.56 billion value of production in 2023



SOYBEAN BUSHEL





MISSISSIPPI

FORESTRY

19,041,597 acres | **130,000** forest landowners

Forest-related economic activity
in Mississippi generated 67,833
jobs and over \$3.37 billion in income

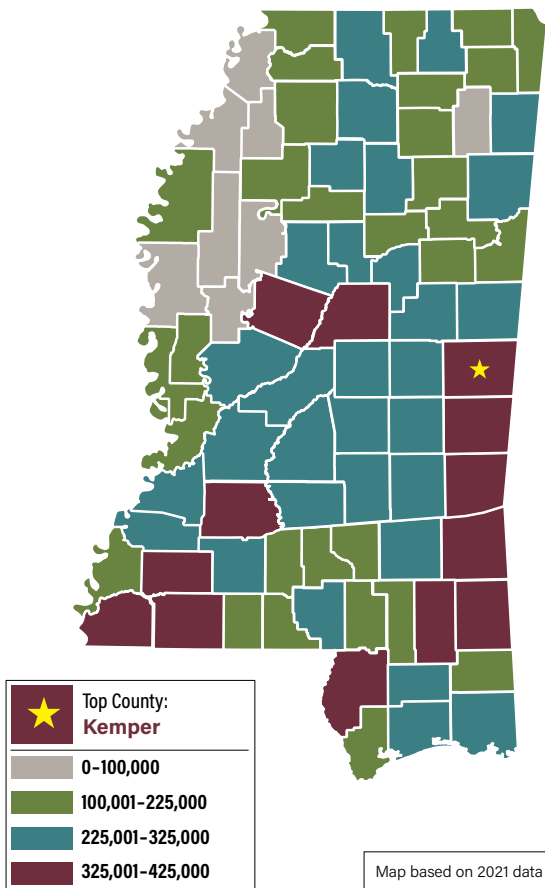
Forest-related value-added
amounted to over \$5.29 billion

\$1.48 billion value of production in 2023

\$130
MILLION

*Above
2022 value of
production*

FOREST ACREAGE





MISSISSIPPI

CORN

770,000 acres harvested in 2023

140,140,000 bushels produced in 2023

1,427 farms

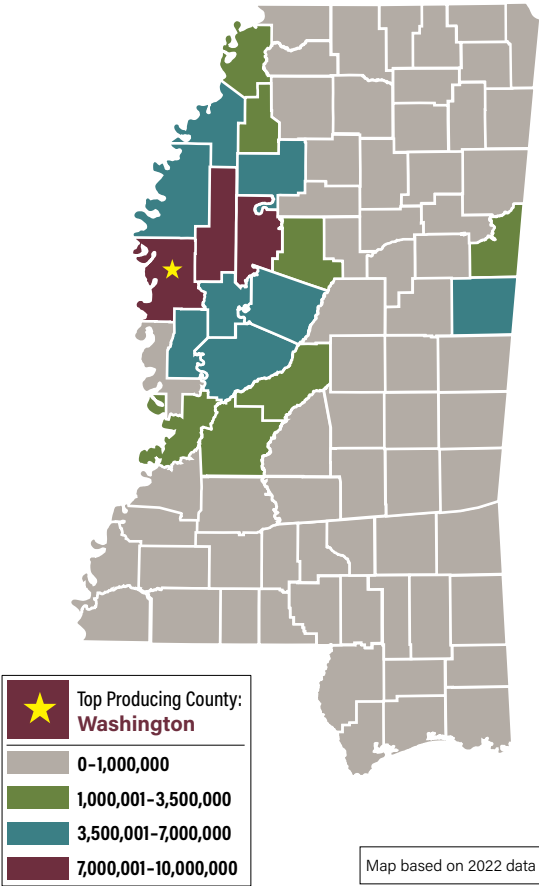
\$675.5 million value of production in 2023

\$32
MILLION

*Above
2022 value of
production*



CORN BUSHELS





MISSISSIPPI

COTTON

395,000 acres harvested in 2023

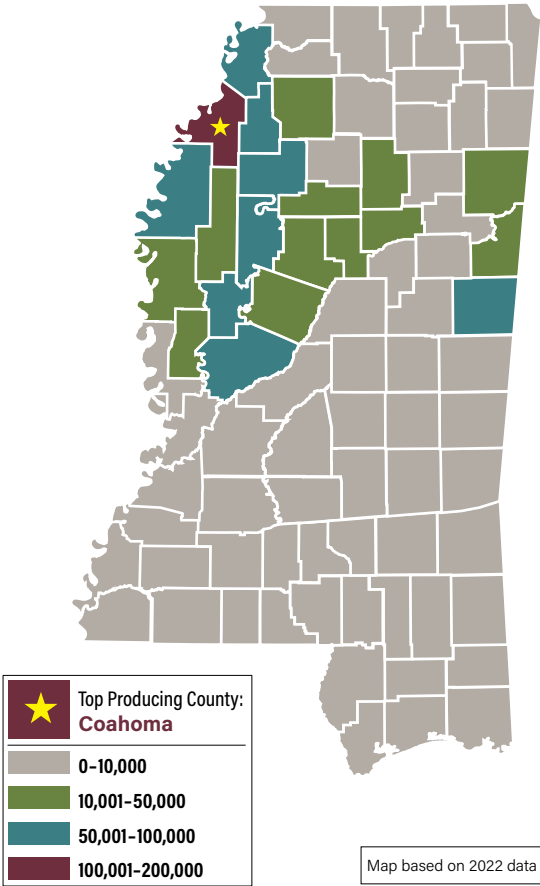
850,000 bales produced in 2023

780 farms

\$397 million value of production in 2023



COTTON BALES





MISSISSIPPI

CATTLE & CALVES

860,000 head in 2023 *(1/1/23 inventory)*

15,980 farms

\$406 million value of production in 2023

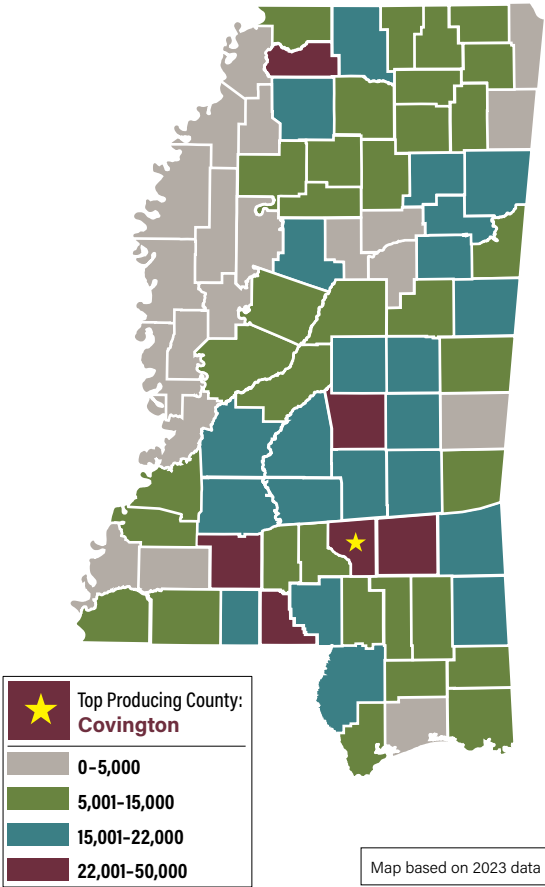
\$88

MILLION

*Above
2022 value of
production*



CATTLE AND CALF INVENTORY





MISSISSIPPI

CATFISH

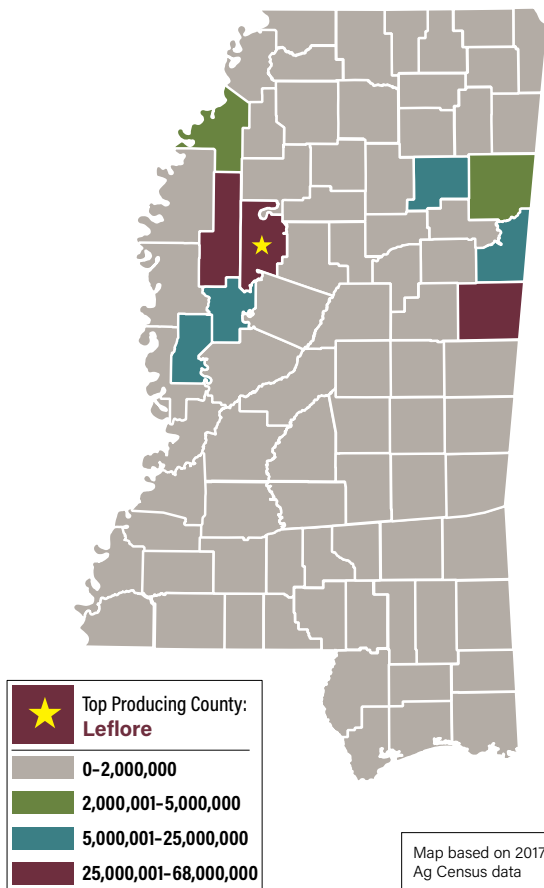
205 operations in 2023

32,900 acres of production

\$252 million value of production in 2023



CATFISH SOLD IN DOLLARS





MISSISSIPPI

RICE

118,000 acres harvested in 2023

8,791,000 hundredweight
produced in 2023

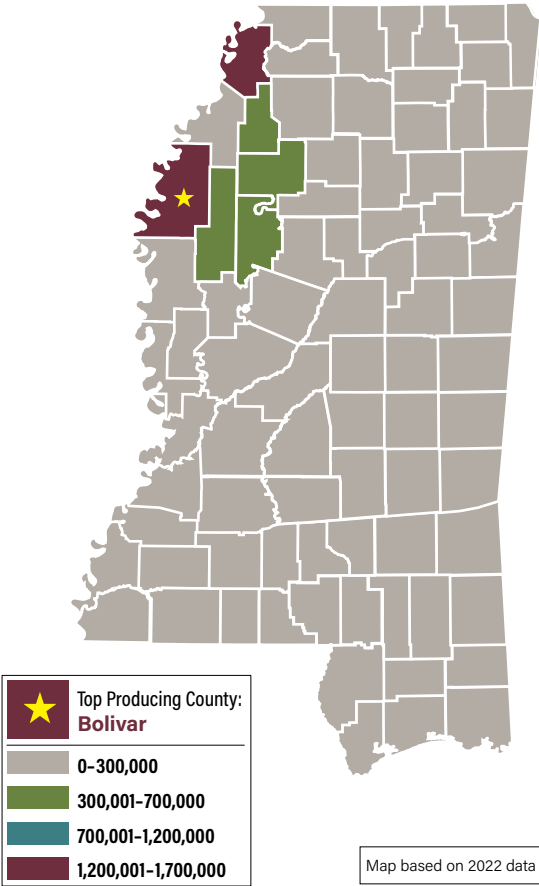
221 farms


\$135 million value of production in 2023

\$30
MILLION

*Above
2022 value of
production*

RICE HUNDREDWEIGHT





MISSISSIPPI

EGGS

1,406 million eggs produced in 2023

234 farms with 100+ layers

\$202 million value of production in
2023





MISSISSIPPI

HAY

600,000 acres harvested in 2023

1.2 million tons produced in 2023

11,565 farms

\$180 million value of production in 2023

\$31

MILLION

*Above
2022 value of
production*





MISSISSIPPI

SWEET POTATOES

29,500 acres harvested in 2023

4.3 million hundredweight
produced in 2023

172 farms

\$92 million value of production in 2023





MISSISSIPPI

HORTICULTURE

\$113 million value of production in 2023 for horticulture crops excluding sweet potatoes

Horticulture crops include vegetables, melons, potatoes, fruits, tree nuts, berries, nurseries, greenhouses, floriculture, sod, and Christmas tree farms

\$2

MILLION

*Above
2022 value of
production*





MISSISSIPPI

HOGS

180,000 hogs and pigs

(12/1/22 inventory)

437 farms with hogs

\$86 million value of production in 2023





MISSISSIPPI

WHEAT

95,000 acres harvested in 2023

5,035,000 bushels produced in 2023

162 farms

\$36.2 million value of production in 2023

\$2.8

million

*Above
2022 value
of production*



MISSISSIPPI

PEANUTS

18,000 acres harvested in 2023

79.2 million pounds produced in 2023

113 farms

\$20.2 million value of production in 2023

\$3

MILLION

*Above
2022 value
of production*



MISSISSIPPI

DAIRY MILK

55 Grade A Dairy Herds

(2021 Survey)

6,000 milk cows in 2023

\$17 million value of
production of milk in 2023





MISSISSIPPI

HORSES

480,782 horses and mules

10,492 farms

\$890 million value of
depreciated investments

39,500 jobs





MISSISSIPPI

FISHING, HUNTING

& WILDLIFE WATCHING

14,000 miles of streams

345,000 acres of ponds

295,000 acres of large
lakes and reservoirs

\$2.7 billion annual economic impact

\$1.14 billion from hunting

\$772 million from fishing

\$829 million from wildlife watching

66,171 jobs



**APPRECIATION IS EXPRESSED TO
THE FOLLOWING INDIVIDUALS
FOR THEIR CONTRIBUTIONS:**

David Ammon
Dominique Belcher
Karen Brasher
Elizabeth Canales
Kevin Hudson

Samantha Laird
Josh Maples
Will Maples
Eric McConnell
Beth Wynn



DIVISION OF AGRICULTURE, FORESTRY,
AND VETERINARY MEDICINE

Mississippi State University's Division of Agriculture, Forestry, and Veterinary Medicine is one of five divisions at MSU and includes:

- College of Agriculture and Life Sciences
- College of Forest Resources
- College of Veterinary Medicine
- Forest and Wildlife Research Center
- Mississippi Agricultural and Forestry Experiment Station
- MSU Extension Service

www.dafvm.msstate.edu



The Mississippi Farm Bureau Federation serves as the largest and strongest general farm organization in Mississippi, with more than 179,000 member families in 82 county Farm Bureaus.

It is a voluntary, non-governmental, non-partisan organization seeking solutions to problems affecting the lives of farm families, both socially and economically.

www.msfb.org

Mississippi Value of Production Estimates

DECEMBER 2023

by: Division of Agriculture, Forestry, and Veterinary
Medicine Mississippi State University

Commodity	2022	2023
	in million dollars	
Broilers/Eggs/Chickens	3,938	3,052
Soybeans	1,719	1,557
Forestry	1,350	1,480
Corn	643	675
Cattle/Calves	318	406
Cotton	615	397
Catfish	278	251
Hay	149	180
Rice	105	135
Horticulture Crops	111	113
Sweet Potatoes	92	92
Hogs	96	86
Wheat	33	36
Peanuts	17	20
Milk	25	17
Govt. Programs / Misc.	276	257
Grand Total	\$9,765	\$8,755



MISSISSIPPI STATE UNIVERSITY™
DIVISION OF AGRICULTURE, FORESTRY,
AND VETERINARY MEDICINE



Source: Mississippi Agricultural and Forestry Experiment Station, MSU Extension Service and National Agricultural Statistics Service. The 2023 government programs estimate is preliminary. Miscellaneous sales from 2017 Ag Census.