

2024

MISSISSIPPI

AGRICULTURE • FORESTRY • NATURAL RESOURCES



MISSISSIPPI STATE UNIVERSITY™
DIVISION OF AGRICULTURE, FORESTRY,
AND VETERINARY MEDICINE

**FARM
BUREAU**
MISSISSIPPI

Mississippi Agriculture, Forestry & Natural Resources

Overview

31,290 farms

10.3 million acres of land farmed

\$35 billion value of farmland, buildings

19 million acres of forestland

14,000 miles of streams

640,000 acres of ponds, lakes

Percent of farms that:

Have internet access	73%
Sell directly to consumers	3%
Hire farm labor	23%
Are family farms	86%

Making a Difference in Our State

(by the numbers)



\$9.04B

2024 farm-gate value of
ag and forestry production
(includes government payments)

\$15.43B

2022 value-added to the
MS economy by ag and
forestry production

\$105.1M

R&D expenditures in
agricultural science - #11
national ranking

3,778

Students enrolled
in Ag Division
colleges at MSU, Fall
2024

179,177

Farm Bureau member
families served by
the largest farm
organization in the state

All production and income estimates are subject to
change as USDA releases updated information in 2025.

Agricultural & Forestry Industry Impacts

STATEWIDE VALUE-ADDED

10.8% of state's total impact

STATEWIDE ECONOMIC ACTIVITY

14.2% of state's economic activity

STATEWIDE EMPLOYMENT

11.4% of all jobs

Industry impacts based on an analysis of the contribution of agriculture and forestry to the Mississippi economy, Mississippi State University Extension Service.

Value of production figures were estimated in December 2024. These estimates may change as USDA releases updated information in 2025.

Mississippi Ranks in the Top 25 in the Production of 14 Agricultural Commodities

#1	Catfish
#3	Sweet Potatoes Pine Pulpwood
#5	Cotton, Cottonseed Pine Lumber
#6	Broilers Rice
#10	Peanuts
#11	Soybeans
#13	Eggs
#17	Corn
#22	Hogs Beef Cattle

FARMS & FARMERS

Farm acreage	10,251,497
---------------------	------------

Forestry acreage	19,041,597
-------------------------	------------

*Demographics of farmers***Race**

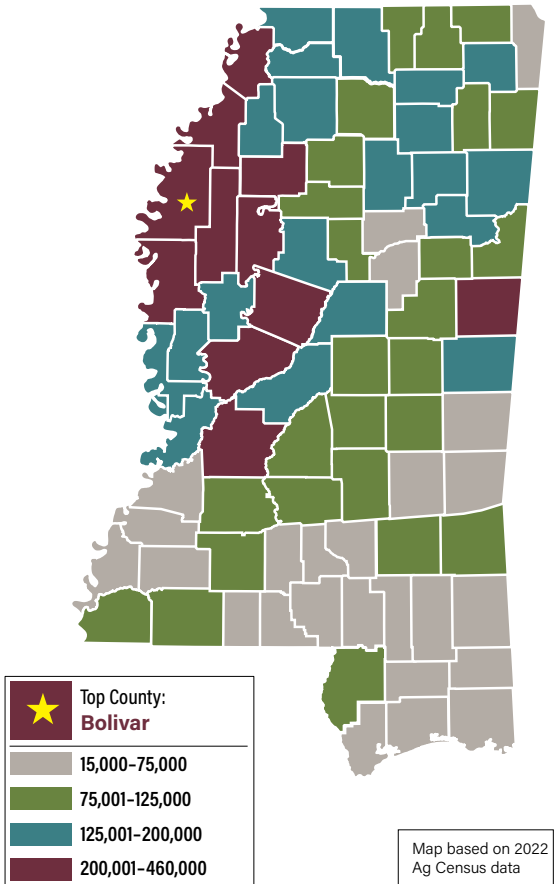
White	86.8%
African American	12.0%
Other	1.2%

Gender

Male	65.6%
Female	34.4%

Average age	59.6
--------------------	------

ACREAGE IN FARMS



FARMS & FARMERS

Number of farms	31,290
------------------------	--------

Farms with \$1 million or more in sales	2,220
--	-------

Value of farmland, buildings	\$35B
---	-------

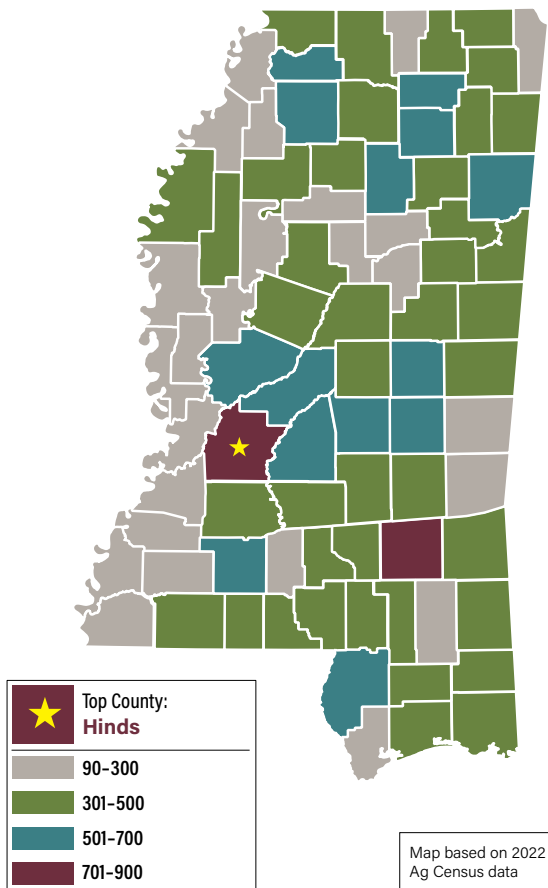
Average size of farm (acres)	328
-------------------------------------	-----

*Principal operators'
primary occupation*

Farming	20,858
----------------	--------

Other	31,167
--------------	--------

NUMBER OF FARMS



MISSISSIPPI

BROILERS

731,800,000 broilers produced in 2024

3,003 farms

\$3.34 billion value of production in 2024

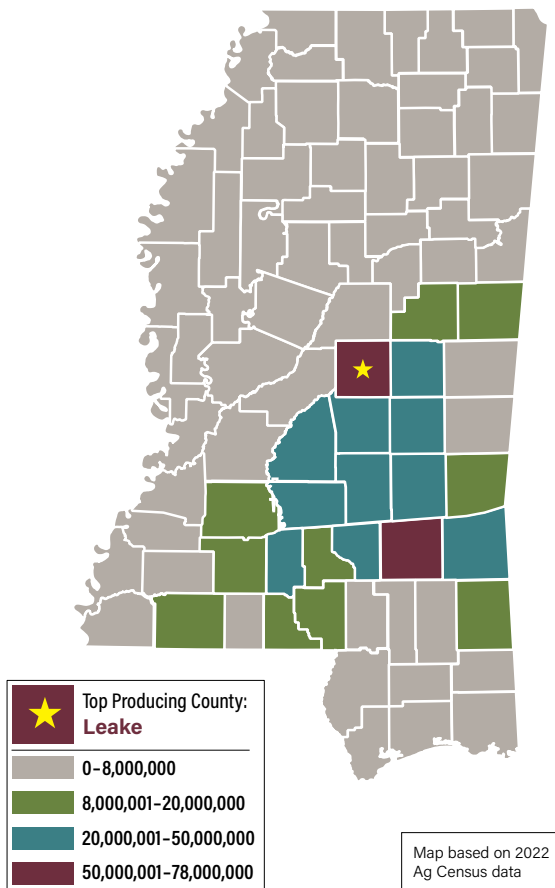


\$187

MILLION

*Above
2023 value of
production*

NUMBER OF BROILERS SOLD



MISSISSIPPI

FORESTRY

19,008,846 acres | **130,000** forest landowners

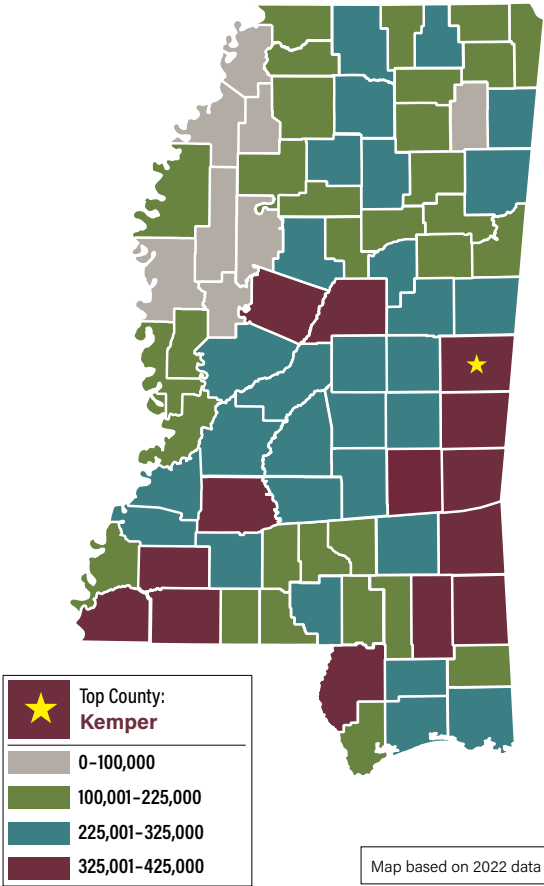
Forest-related economic activity
in Mississippi generated 84,024
jobs and over \$4.42 billion in income

Forest-related value-added
amounted to over \$7.44 billion

\$1.48 billion value of production in 2024



FOREST ACREAGE



MISSISSIPPI

SOYBEANS

2,270,000 acres harvested in 2024

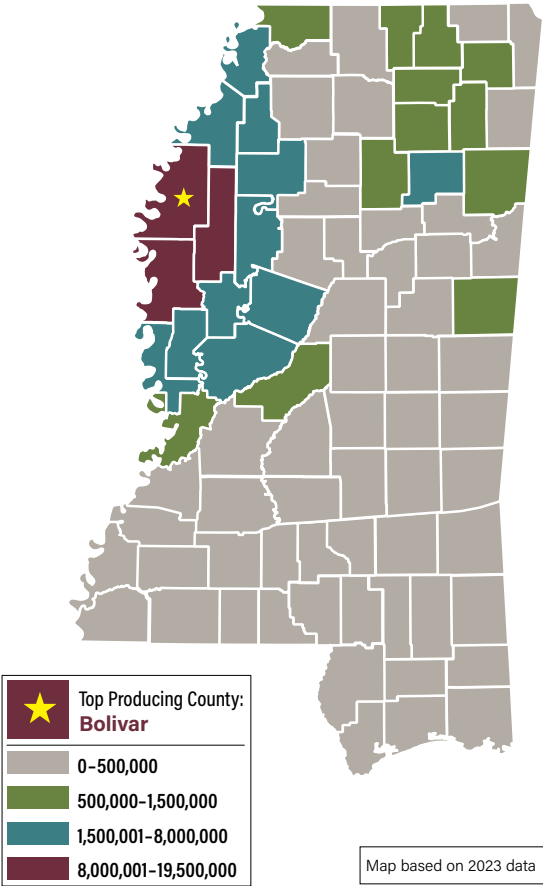
127,120,000 bushels produced in 2024

2,926 farms

\$1.28 billion value of production in 2024



SOYBEAN BUSHEL



MISSISSIPPI

COTTON

515,000 acres harvested in 2024

1,250,000 bales produced in 2024

788 farms

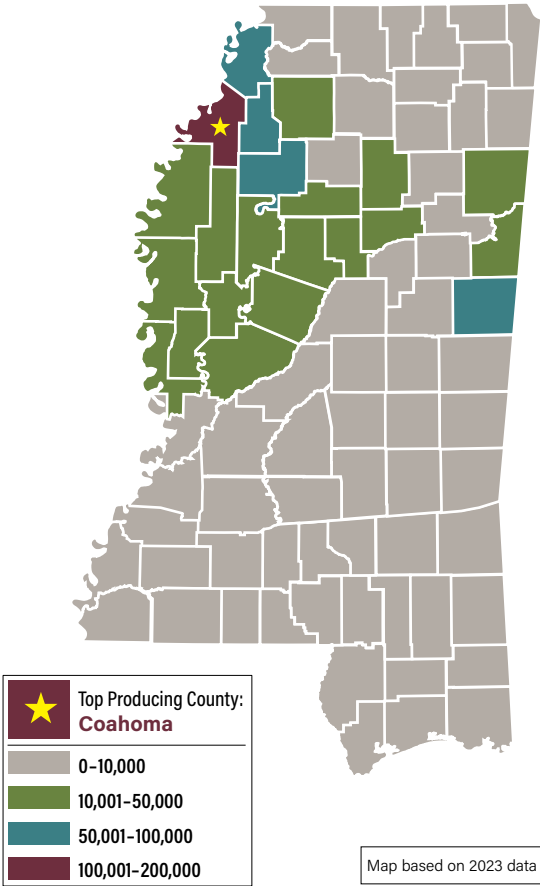
\$496 million value of production in 2024



\$125
MILLION

*Above
2023 value of
production*

COTTON BALES



MISSISSIPPI

CATTLE & CALVES

810,000 head in 2024 *(1/1/24 inventory)*

13,631 farms

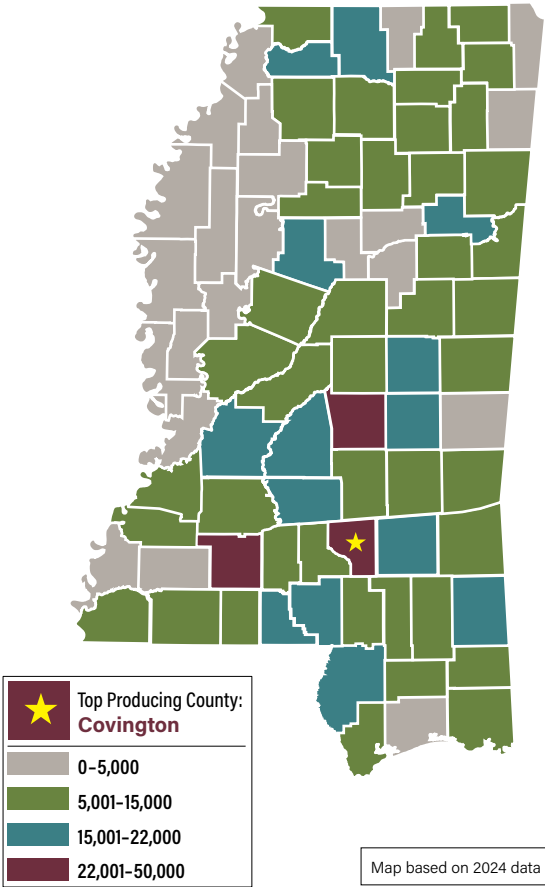
\$482 million value of production in 2024

\$75
MILLION

*Above
2023 value of
production*



CATTLE AND CALF INVENTORY



MISSISSIPPI

CORN

475,000 acres harvested in 2024

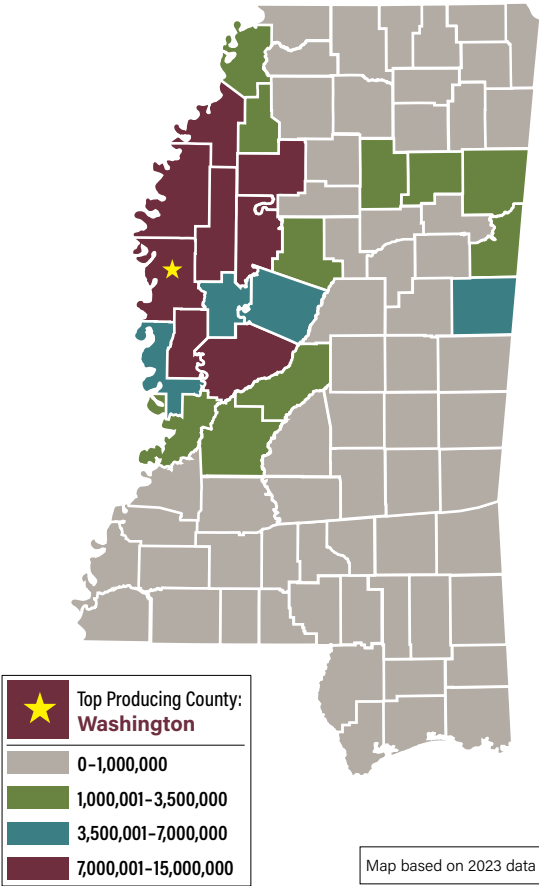
88,825,000 bushels produced in 2024

1,495 farms

\$373.8 million value of production in 2024



CORN BUSHEL



MISSISSIPPI

CATFISH

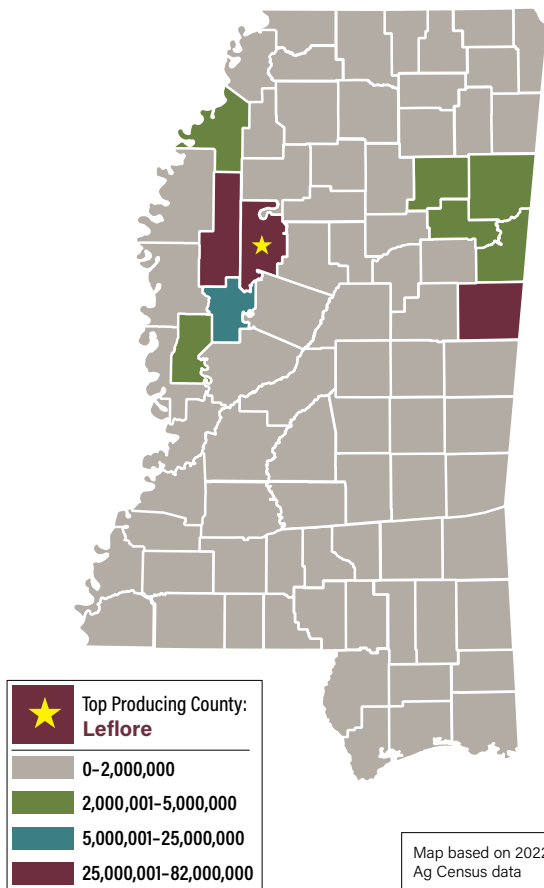
142 operations in 2024

29,900 acres of production

\$214 million value of production in 2024



CATFISH SOLD IN DOLLARS



MISSISSIPPI

RICE

156,000 acres harvested in 2024

11,700,000 hundredweight
produced in 2024

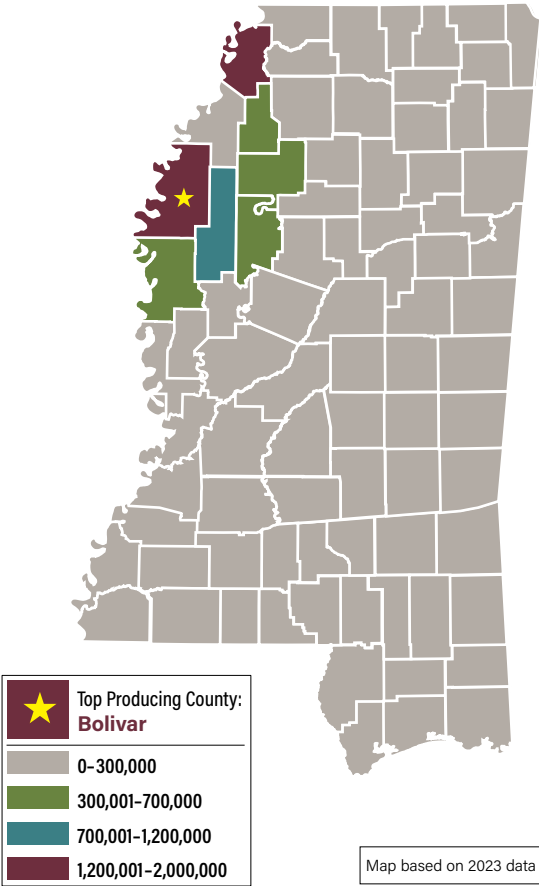
188 farms

\$168 million value of production in 2024

\$28
MILLION

*Above
2023 value of
production*

RICE HUNDREDWEIGHT



MISSISSIPPI

EGGS

1,454 million eggs produced in 2024

234 farms with 100+ layers

\$484 million value of production in 2024

\$28

MILLION

*Above
2023 value of
production*



MISSISSIPPI

HAY

580,000 acres harvested in 2024

1.2 million tons produced in 2024

9,945 farms

\$171 million value of production in 2024

\$20
MILLION

*Above
2023 value of
production*



MISSISSIPPI

SWEET POTATOES

30,000 acres harvested in 2023

3.8 million hundredweight
produced in 2023

156 farms

\$82 million value of production in 2024



MISSISSIPPI

HORTICULTURE

\$115 million value of production in 2024 for horticulture crops excluding sweet potatoes

Horticulture crops include vegetables, melons, potatoes, fruits, tree nuts, berries, nurseries, greenhouses, floriculture, sod, and Christmas tree farms

\$2

MILLION

*Above
2023 value
of production*



MISSISSIPPI

HOGS

177,541 hogs and pigs

(2022 Census)

709 farms with hogs

\$80 million value of production in 2024



MISSISSIPPI

WHEAT

35,000 acres harvested in 2024

1,750,000 bushels produced in 2024

355 farms

\$19.2 million value of production in 2024



MISSISSIPPI

PEANUTS

25,000 acres harvested in 2024

95 million pounds produced in 2024

36 farms

\$24.5 million value of production in 2024



\$2.5
MILLION

*Above
2023 value
of production*

MISSISSIPPI

DAIRY MILK

32 Grade A Dairy Herds

(2022 Census)

6,000 milk cows in 2024

\$16 million value of
production of milk in 2024



MISSISSIPPI

HORSES

37,562 horses and mules

8,467 farms

\$839 million value of
depreciated investments



FISHING, HUNTING

& WILDLIFE WATCHING

14,000 miles of streams

345,000 acres of ponds

295,000 acres of large
lakes and reservoirs

\$2.7 billion annual economic impact

\$1.14 billion from hunting

\$772 million from fishing

\$829 million from wildlife watching

66,171 jobs



**APPRECIATION IS EXPRESSED TO
THE FOLLOWING INDIVIDUALS
FOR THEIR CONTRIBUTIONS:**

David Ammon
Dominique Belcher
Karen Brasher
Elizabeth Canales

Samantha Laird
Josh Maples
Will Maples
Eric McConnell



DIVISION OF AGRICULTURE, FORESTRY,
AND VETERINARY MEDICINE

Mississippi State University's Division of Agriculture, Forestry, and Veterinary Medicine is one of five divisions at MSU and includes:

- College of Agriculture and Life Sciences
- College of Forest Resources
- College of Veterinary Medicine
- Forest and Wildlife Research Center
- Mississippi Agricultural and Forestry Experiment Station
- MSU Extension Service

www.dafvm.msstate.edu



The Mississippi Farm Bureau Federation serves as the largest and strongest general farm organization in Mississippi, with more than 179,000 member families in 82 county Farm Bureaus.

It is a voluntary, non-governmental, non-partisan organization seeking solutions to problems affecting the lives of farm families, both socially and economically.

www.msfb.org

Mississippi Value of Production Estimates

DECEMBER 2024

by: Division of Agriculture, Forestry, and Veterinary Medicine
Mississippi State University

Commodity	2023	2024
	in million dollars	
Broilers/Eggs/Chickens	3,460	3,824
Forestry	1,480	1,484
Soybeans	1,642	1,277
Cotton	371	496
Cattle/Calves	407	482
Corn	750	374
Catfish	260	214
Hay	151	171
Rice	140	168
Horticulture Crops	113	115
Sweet Potatoes	92	82
Hogs	82	80
Peanuts	22	25
Wheat	33	19
Milk	16	16
Govt. Programs / Misc.	266	214
Grand Total	\$9,284	\$9,041



MISSISSIPPI STATE UNIVERSITY™
DIVISION OF AGRICULTURE, FORESTRY,
AND VETERINARY MEDICINE



Source: Mississippi Agricultural and Forestry Experiment Station, MSU Extension Service and National Agricultural Statistics Service. The 2024 government programs estimate is preliminary. Miscellaneous sales from 2022 Ag Census.