

# 2023 MISSISSIPPI

AGRICULTURE • FORESTRY • NATURAL RESOURCES



**MISSISSIPPI STATE UNIVERSITY™**  
DIVISION OF AGRICULTURE, FORESTRY,  
AND VETERINARY MEDICINE



# Mississippi Agriculture, Forestry & Natural Resources

## Overview

---

**34,100** farms

**10.3** million acres of land farmed

**\$29** billion value of farmland & buildings

**19** million acres of forestland

**14,000** miles of streams

**640,000** acres of ponds & lakes

---

### Percent of farms that:

Have internet access **98%**

Sell directly to consumers **3%**

Hire farm labor **26%**

Are family farms **87%**

---

## Making a Difference in Our State (by the numbers)



**\$8.76B**

2023 farm-gate value of  
ag and forestry production  
(includes government pymts)

---

**\$16.05B**

2020 value-added to the  
MS economy by ag and  
forestry production

---

**\$122.9M**

R&D expenditures in  
agricultural science - #11  
national ranking

---

**3,642**

Students enrolled  
in Ag Division  
colleges at MSU, Fall  
2023

**179,456**

Farm Bureau member  
families served by the  
largest farm organiza-  
tion in the state

All production and income estimates are subject to  
change as USDA releases updated information in 2024.

# Agricultural & Forestry Industry Impacts

## STATEWIDE VALUE-ADDED

**21%** of state's total impact

**14%** of state's total excluding retail

## STATEWIDE ECONOMIC ACTIVITY

**18.6%** of state's economic activity

## STATEWIDE EMPLOYMENT

**17.4%** of all jobs

**18.6%** of all sales

**17.5%** of all value-added

Industry impacts based on an analysis of the contribution of agriculture and forestry to the Mississippi economy, Mississippi State University Extension Service.

Value of production figures were estimated in December 2023. These estimates may change as USDA releases updated information in 2024.

# Mississippi Ranks in the Top 25 in the Production of 14 Agricultural Commodities

#1	Catfish
#3	Sweet Potatoes Pine Pulpwood
#4	Cotton & Cottonseed Pine Lumber
#6	Broilers Rice
#9	Peanuts
#12	Soybeans
#13	Eggs
#17	Honey
#21	Corn Hogs
#22	Beef Cattle

Source: Mississippi Ag Statistics Service/National Ag Statistics Service, USDA



MISSISSIPPI

## FARMS & FARMERS

**Farm acreage** 10,300,000

**Forestry acreage** 19,041,597

### *Demographics of farmers*

#### **Race**

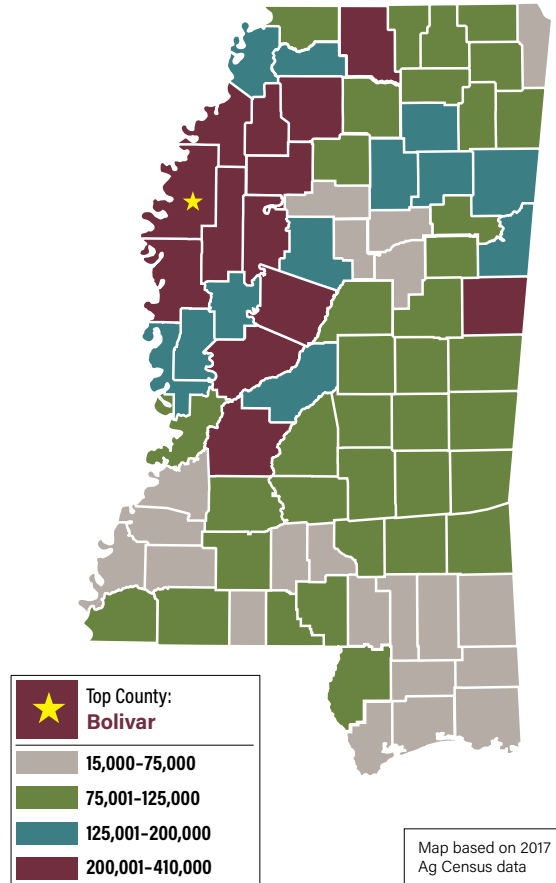
White	85.9%
African American	13.1%
Other	1.0%

#### **Gender**

Male	73.9%
Female	26.1%

**Average age** 59.9

## ACREAGE IN FARMS



Map based on 2017  
Ag Census data



MISSISSIPPI

## FARMS & FARMERS

**Number of farms** 34,100

**Farms with \$1 million or more in sales** 1,950

**Value of farmland & buildings** \$29B

**Average size of farm (acres)** 300

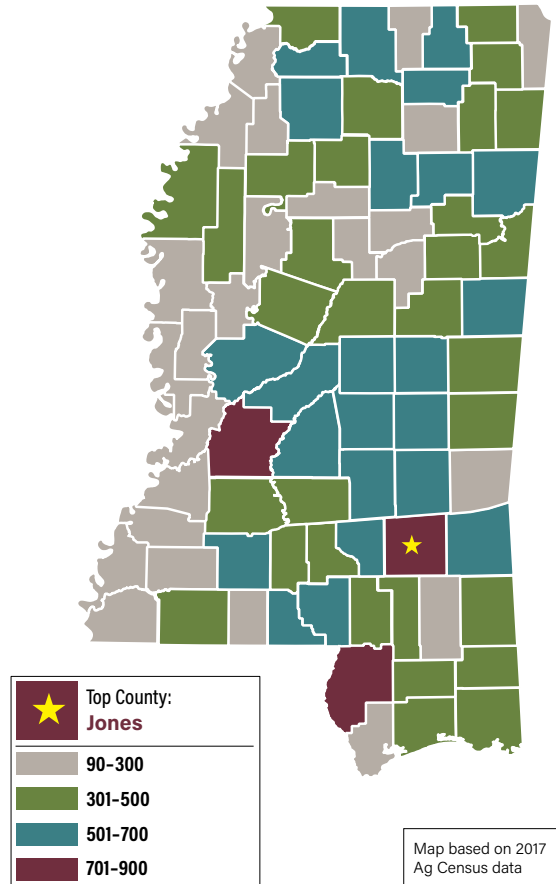
*Principal operators' primary occupation*

**Farming** 18,347

**Other** 27,118

Source: 2017 Ag Census and National Ag Statistics Service, USDA.

## NUMBER OF FARMS





MISSISSIPPI

## BROILERS

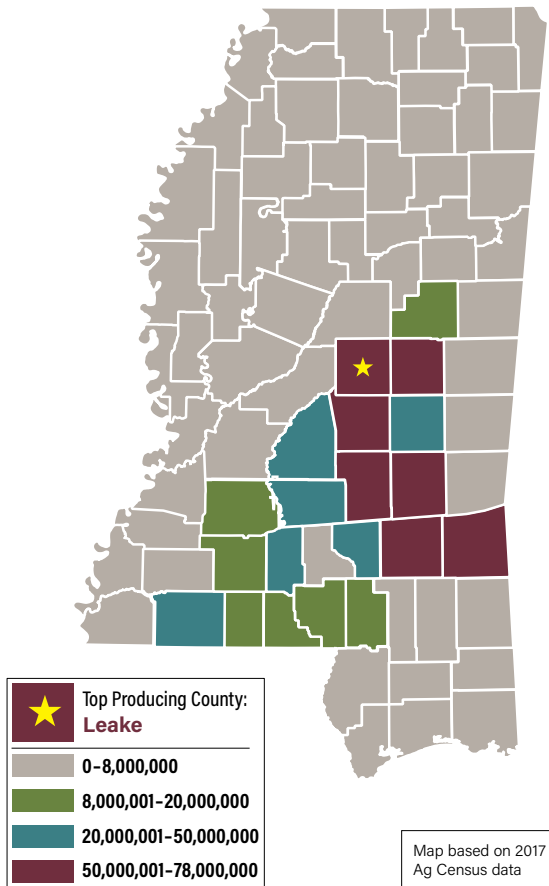
**710,400,000** broilers produced in 2023

**1,237** farms

**\$2.85** billion value of production in 2023



## NUMBER OF BROILERS SOLD





MISSISSIPPI

## SOYBEANS

**2,150,000** acres harvested in 2023

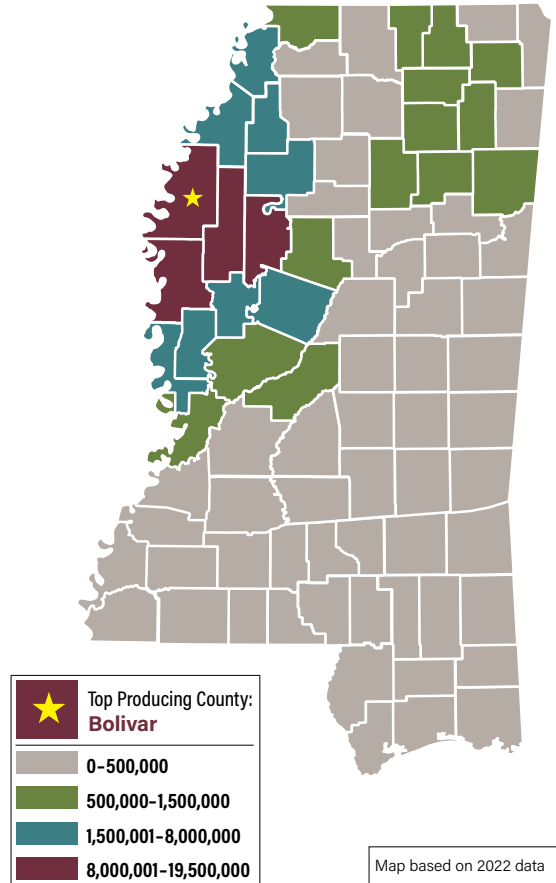
**122,550,000** bushels produced in 2023

**3,087** farms

**\$1.56** billion value of production in 2023



## SOYBEAN BUSHELS





MISSISSIPPI

## FORESTRY

**19,041,597** acres | **130,000** forest landowners

**Forest-related** economic activity  
in Mississippi generated 67,833  
jobs and over \$3.37 billion in income

**Forest-related** value-added  
amounted to over \$5.29 billion

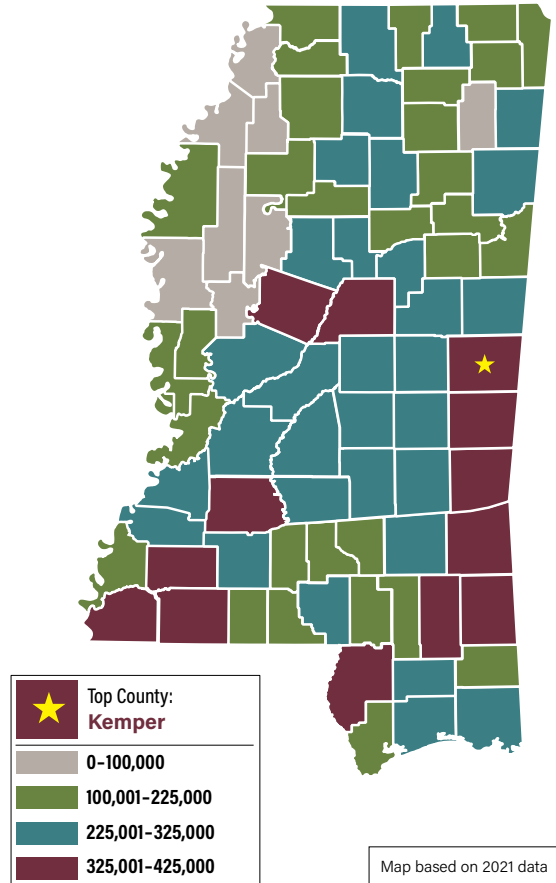
**\$1.48** billion value of production in 2023



**\$130**  
MILLION

*Above  
2022 value of  
production*

## FOREST ACREAGE





MISSISSIPPI

## CORN

**770,000** acres harvested in 2023

**140,140,000** bushels produced in 2023

**1,427** farms

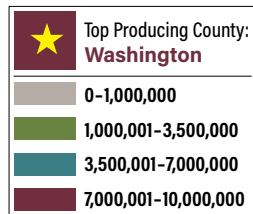
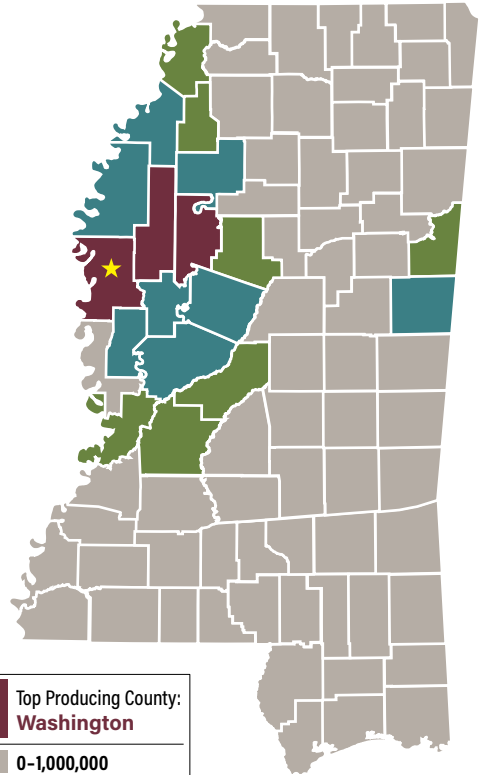
**\$675.5** million value of production in 2023



**\$32**  
MILLION

*Above  
2022 value of  
production*

## CORN BUSHELS



Map based on 2022 data



MISSISSIPPI

**COTTON**

**395,000** acres harvested in 2023

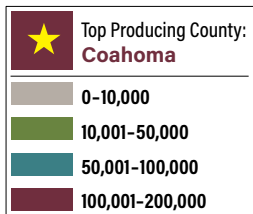
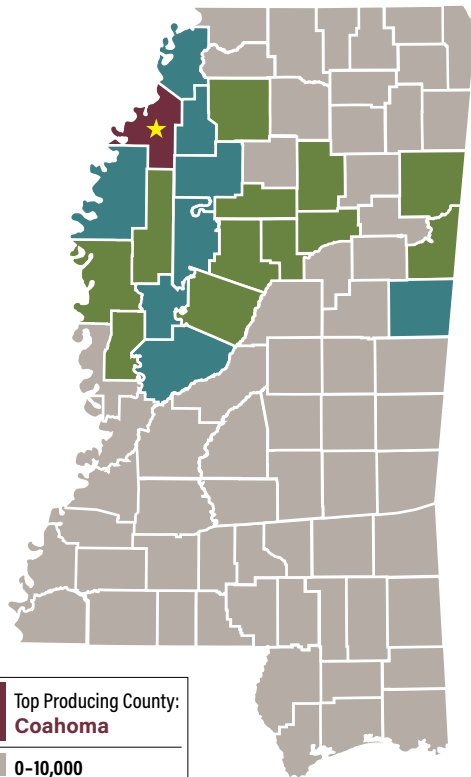
**850,000** bales produced in 2023

**780** farms

**\$397** million value of production in 2023



**COTTON BALES**



Map based on 2022 data



MISSISSIPPI

## CATTLE & CALVES

**860,000** head in 2023 *(1/1/23 inventory)*

**15,980** farms

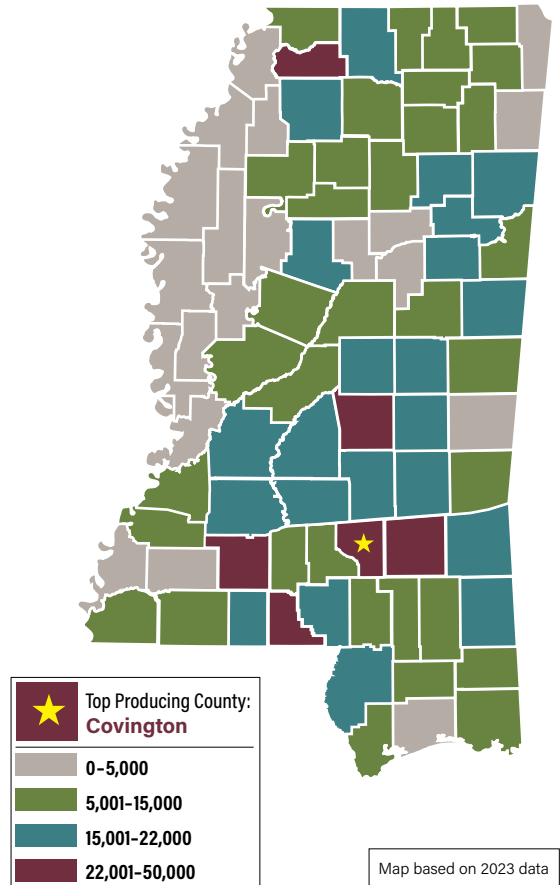
**\$406** million value of production in 2023

**\$88**  
MILLION

*Above  
2022 value of  
production*



## CATTLE AND CALF INVENTORY





MISSISSIPPI

## CATFISH

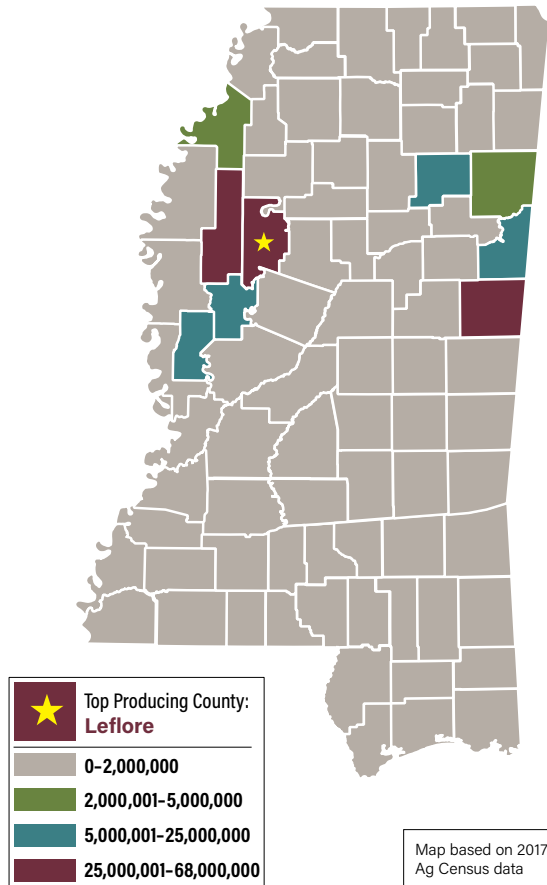
**205** operations in 2023

**32,900** acres of production

**\$252** million value of production in 2023



## CATFISH SOLD IN DOLLARS





MISSISSIPPI

## RICE

**118,000** acres harvested in 2023

**8,791,000** hundredweight  
produced in 2023


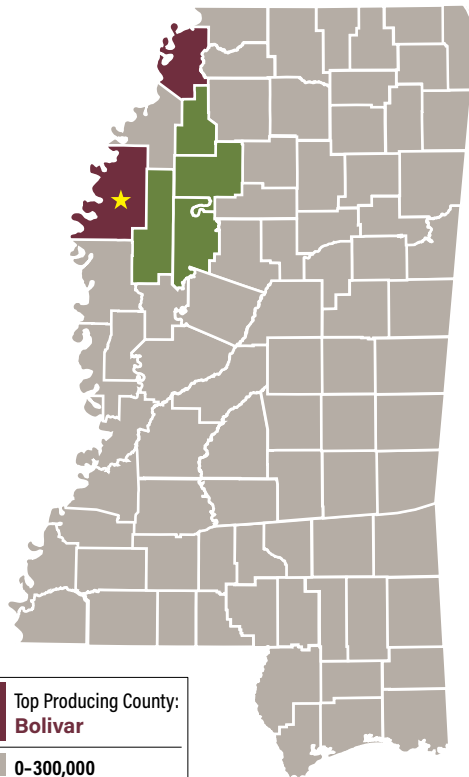
**221** farms

**\$135** million value of production in 2023

**\$30**  
MILLION

*Above  
2022 value of  
production*

## RICE HUNDREDWEIGHT



Map based on 2022 data



MISSISSIPPI

## EGGS

**1,406** million eggs produced in 2023

**234** farms with 100+ layers

**\$202** million value of production in 2023



MISSISSIPPI

## HAY

**600,000** acres harvested in 2023

**1.2** million tons produced in 2023

**11,565** farms

**\$180** million value of production in 2023



**\$31**  
MILLION  
*Above  
2022 value of  
production*





MISSISSIPPI

## SWEET POTATOES

**29,500** acres harvested in 2023

**4.3** million hundredweight  
produced in 2023

**172** farms

**\$92** million value of production in 2023



MISSISSIPPI

## HORTICULTURE

**\$113** million value of production in 2023 for  
horticulture crops excluding sweet potatoes

**Horticulture** crops include vegetables,  
melons, potatoes, fruits, tree nuts, berries,  
nurseries, greenhouses, floriculture, sod, and  
Christmas tree farms



**\$2**

MILLION

*Above  
2022 value of  
production*



MISSISSIPPI

## HOGS

**175,000** hogs and pigs

*(12/1/22 inventory)*

**437** farms with hogs

**\$86** million value of production in 2023



MISSISSIPPI

## WHEAT

**95,000** acres harvested in 2023

**5,035,000** bushels produced in 2023

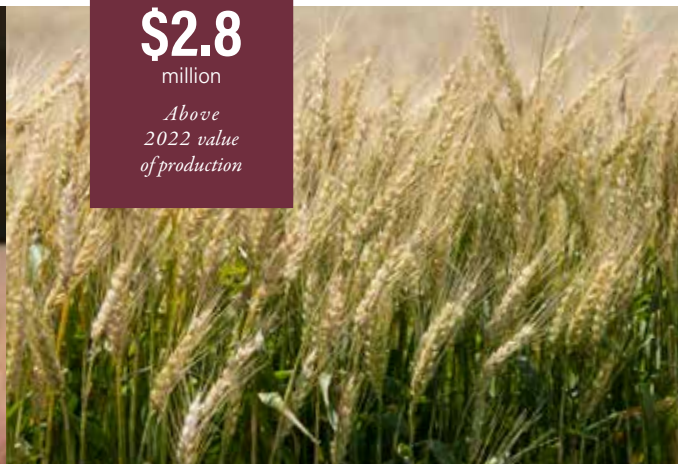
**162** farms

**\$36.2** million value of production in 2023



**\$2.8**  
million

*Above  
2022 value  
of production*





MISSISSIPPI

## PEANUTS

**18,000** acres harvested in 2023

**79.2** million pounds produced in 2023

**113** farms

**\$20.2** million value of production in 2023



MISSISSIPPI

## DAIRY MILK

**55** Grade A Dairy Herds

*(2021 Survey)*

**6,000** milk cows in 2023

**\$17** million value of  
production of milk in 2023



**\$3**

MILLION

*Above  
2022 value  
of production*





MISSISSIPPI

## HORSES

**480,782** horses and mules

**10,492** farms

**\$890** million value of  
depreciated investments

**39,500** jobs

Data based on 2017 Census of Agriculture





MISSISSIPPI

## FISHING, HUNTING & WILDLIFE WATCHING

**14,000** miles of streams

**345,000** acres of ponds

**295,000** acres of large  
lakes and reservoirs

**\$2.7** billion annual economic impact

**\$1.14** billion from hunting

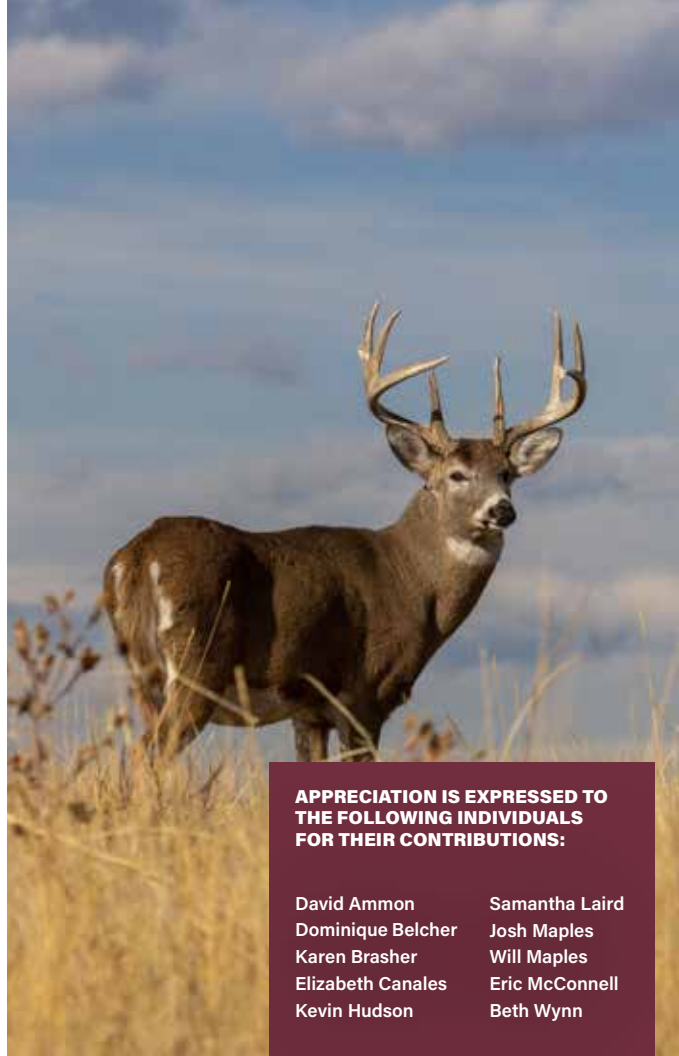
**\$772** million from fishing

**\$829** million from wildlife watching

**66,171** jobs

---

Data based on 2010 study by Forest  
and Wildlife Research Center,  
Mississippi State University.



**APPRECIATION IS EXPRESSED TO  
THE FOLLOWING INDIVIDUALS  
FOR THEIR CONTRIBUTIONS:**

David Ammon  
Dominique Belcher  
Karen Brasher  
Elizabeth Canales  
Kevin Hudson

Samantha Laird  
Josh Maples  
Will Maples  
Eric McConnell  
Beth Wynn



DIVISION OF AGRICULTURE, FORESTRY,  
AND VETERINARY MEDICINE

**Mississippi State University's Division of Agriculture, Forestry, and Veterinary Medicine is one of five divisions at MSU and includes:**

- College of Agriculture and Life Sciences
- College of Forest Resources
- College of Veterinary Medicine
- Forest and Wildlife Research Center
- Mississippi Agricultural and Forestry Experiment Station
- MSU Extension Service

[www.dafvm.msstate.edu](http://www.dafvm.msstate.edu)



The Mississippi Farm Bureau Federation serves as the largest and strongest general farm organization in Mississippi, with more than 179,000 member families in 82 county Farm Bureaus.

It is a voluntary, non-governmental, non-partisan organization seeking solutions to problems affecting the lives of farm families, both socially and economically.

[www.msfb.org](http://www.msfb.org)

# Mississippi Value of Production Estimates

DECEMBER 2023

by: Division of Agriculture, Forestry, and Veterinary  
Medicine Mississippi State University

Commodity	2022	2023
	in million dollars	
Broilers/Eggs/Chickens	3,938	3,052
Soybeans	1,719	1,557
Forestry	1,350	1,480
Corn	643	675
Cattle/Calves	318	406
Cotton	615	397
Catfish	278	251
Hay	149	180
Rice	105	135
Horticulture Crops	111	113
Sweet Potatoes	92	92
Hogs	96	86
Wheat	33	36
Peanuts	17	20
Milk	25	17
Govt. Programs / Misc.	276	257
Grand Total	\$9,765	\$8,755



**MISSISSIPPI STATE UNIVERSITY™**  
DIVISION OF AGRICULTURE, FORESTRY,  
AND VETERINARY MEDICINE



Source: Mississippi Agricultural and Forestry Experiment Station, MSU Extension Service and National Agricultural Statistics Service. The 2023 government programs estimate is preliminary. Miscellaneous sales from 2017 Ag Census.