

2019 MISSISSIPPI

AGRICULTURE, FORESTRY & NATURAL RESOURCES



MISSISSIPPI STATE UNIVERSITY™
DIVISION OF AGRICULTURE, FORESTRY,
AND VETERINARY MEDICINE



MISSISSIPPI

AGRICULTURE, FORESTRY & NATURAL RESOURCES

(OVERVIEW)

34,700 farms

10.4 million acres of land farmed

\$28.5 billion value of farmland & buildings

19.7 million acres of forestland

14,000 miles of streams

640,000 acres of ponds & lakes

Top 6 enterprises in 2019

- poultry and eggs
- forestry
- soybeans
- cotton
- corn
- cattle and calves

Value of production figures were estimated in December 2019. These estimates may change as USDA releases updated information in 2020.

MAKING A

DIFFERENCE IN OUR STATE

(BY THE NUMBERS)

\$7.45
billion

2019 farm-gate value of ag and forestry production (includes government pymts)

\$16.17
billion

2019 value-added to the MS economy by ag and forestry production

\$105.1
million

R&D expenditures by MSU in agricultural sciences - #11 national ranking

3,667

Students enrolled in Ag Division colleges at MSU, Fall 2019 - highest ever

181,219

Farm Bureau members served by the largest farm organization in the state

A graphic consisting of a dark red circle with a white border. Inside the circle, the year '2019' is written in a bold, dark red, sans-serif font. To the right of the circle, a dark red banner extends horizontally, containing the text 'CHALLENGING YEAR' in a bold, white, sans-serif font.

2019

CHALLENGING YEAR

Floods, tariffs, and weather issues made 2019 a challenging year for many Mississippi producers. Despite those factors, a number of positive events occurred.

Corn Yields *174 bushels per acre*

Corn Production *107.88 million bushels*

Corn Production *\$455 million*
(value)

Cotton Yields *1,097 lbs per acre*

Cotton Production *1.6 million bales*

Soybean Yields *50 bushels per acre*

Peanut Yields *4,000 lbs per acre*

Broiler Production *\$2.62 billion*
(value)

All production and income estimates are subject to change as USDA releases updated information in 2020.

Mississippi is in the Top 20 in the production of 12 agricultural commodities

- **#1** in Catfish
- **#3** in Pulpwood
- **#3** in Sweet Potatoes
- **#3** in Cotton
- **#3** in Cottonseed
- **#5** in Broilers
- **#6** in Rice
- **#9** in Peanuts
- **#13** in Soybeans
- **#18** in Hay
- **#19** in Corn
- **#20** in Hogs & Pigs



MISSISSIPPI

FARMS & FARMERS

Farm acreage 10,400,000

Forestry acreage 19,700,000

Demographics of farmers

Race

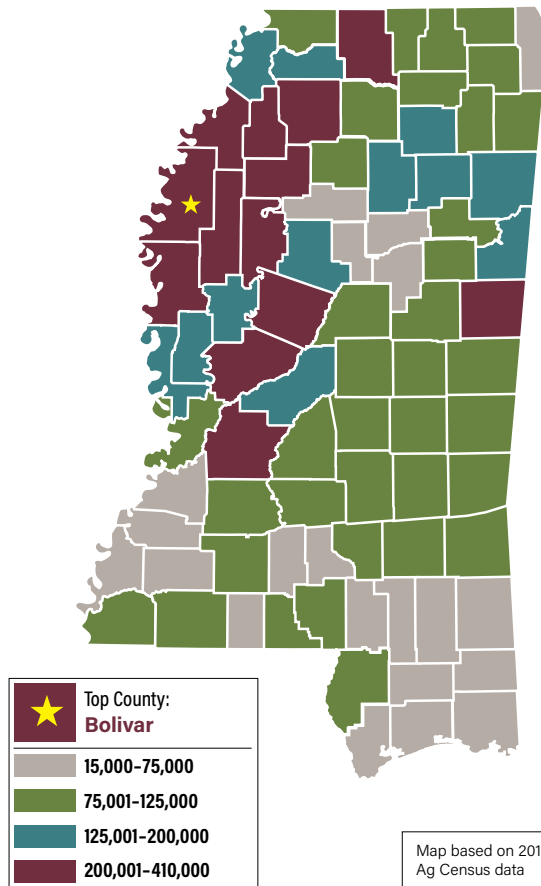
White	85.9%
African American	13.1%
Other	1.0%

Gender

Male	73.9%
Female	26.1%

Average age 59.9

ACREAGE IN FARMS



Map based on 2017
Ag Census data



MISSISSIPPI

FARMS & FARMERS

Number of farms 34,700

Farms with \$1 million
or more in sales 1,946

Value of farmland
& buildings \$28.5B

Average size of farm (acres) 300

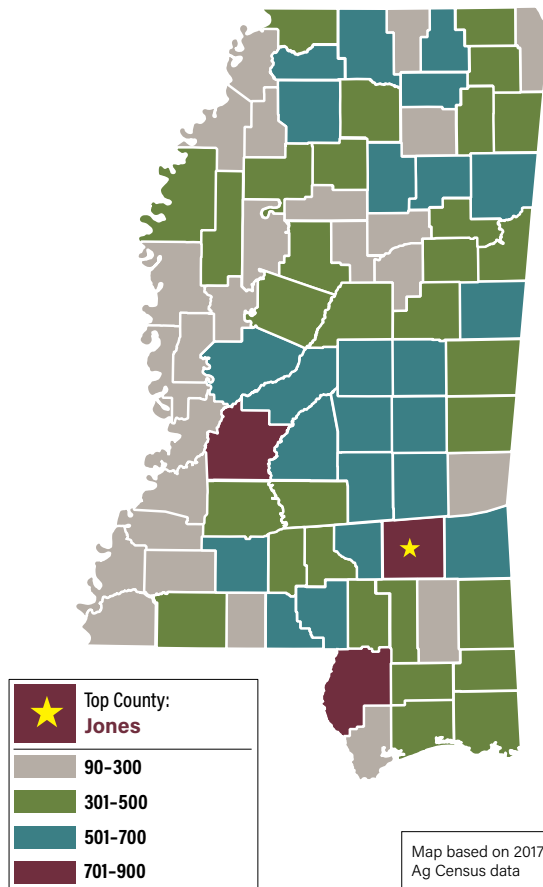
Principal operators' primary occupation

Farming 18,347

Other 27,118

Source: 2017 Ag Census and National Ag Statistics Service, USDA.

NUMBER OF FARMS





MISSISSIPPI

BROILERS

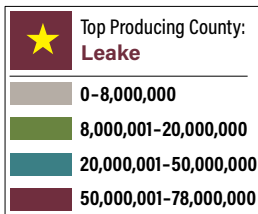
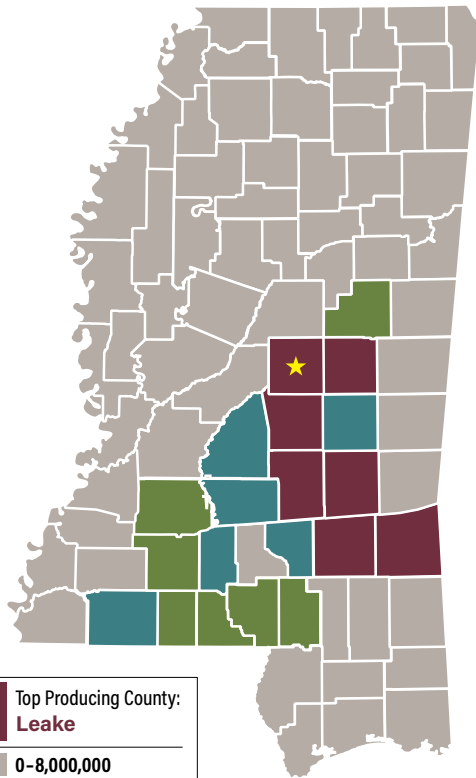
756,000,000 broilers produced in 2019

1,237 farms

\$2,622 million value of production in 2019



NUMBER OF BROILERS SOLD



Map based on 2017
Ag Census data



MISSISSIPPI

FORESTRY

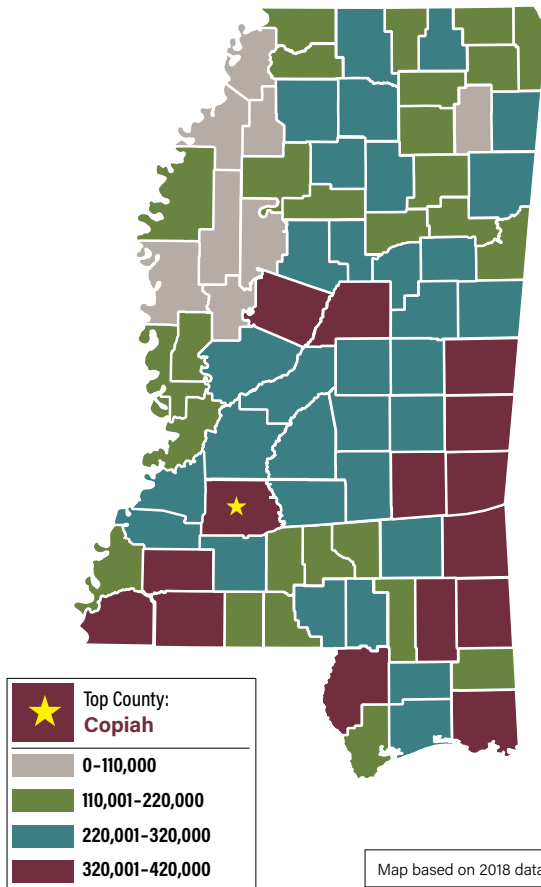
19,700,000 acres

125,000 forest landowners

\$1,150 million value of production in 2019



FOREST ACREAGE





MISSISSIPPI

SOYBEANS

1,630,000 acres harvested in 2019

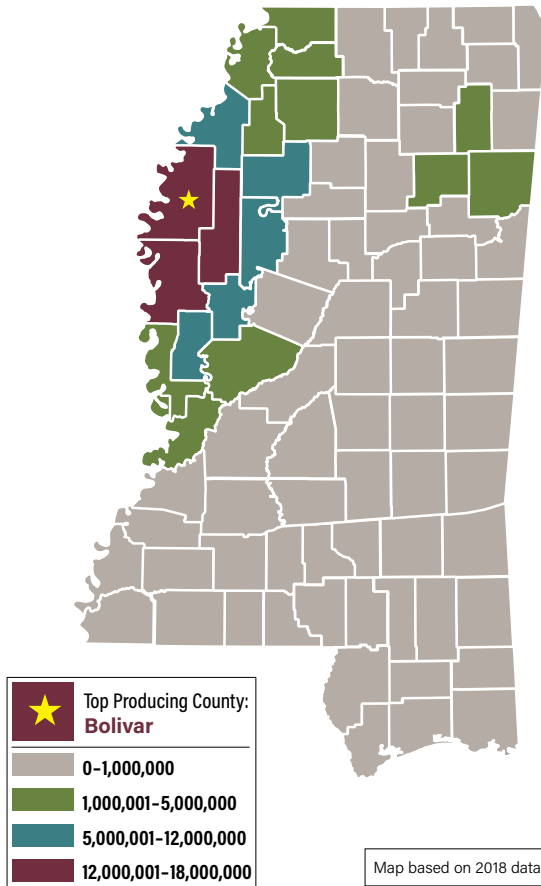
81,500,000 bushels produced in 2019

3,087 farms

\$762 million value of production in 2019



SOYBEAN BUSHELS





MISSISSIPPI

COTTON

700,000 acres harvested in 2019

1,600,000 bales produced in 2019

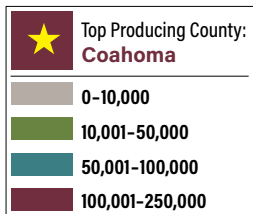
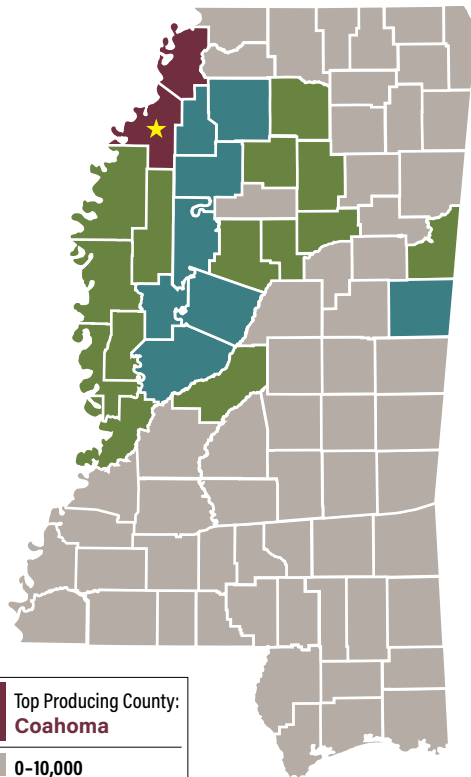
780 farms

\$585 million value of production in 2019



\$6
MILLION
ABOVE 2018
VALUE OF
PRODUCTION

COTTON BALES



Map based on 2018 data



MISSISSIPPI

CORN

620,000 acres harvested in 2019

107,880,000 bushels produced in 2019

1,427 farms

\$455 million value of production in 2019

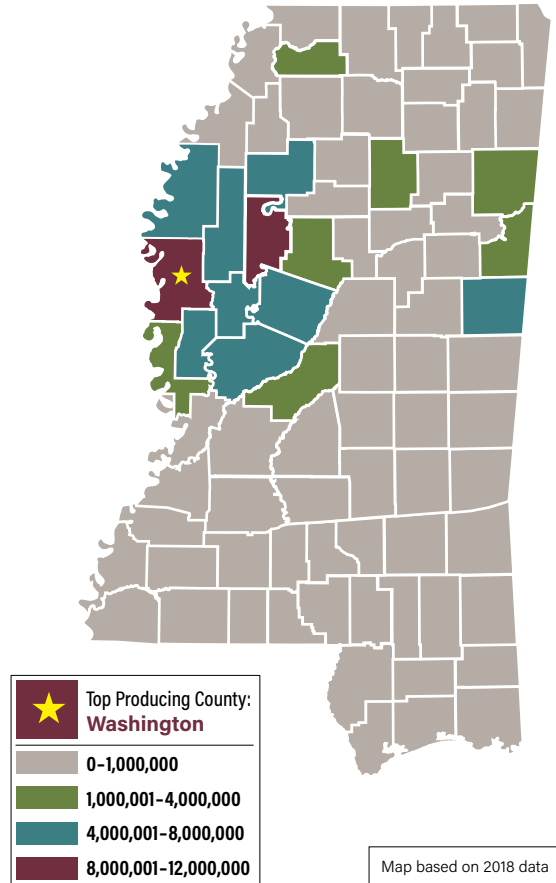


\$128

MILLION

ABOVE 2018
VALUE OF
PRODUCTION

CORN BUSHELS





MISSISSIPPI

CATTLE & CALVES

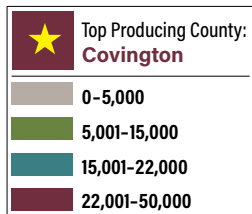
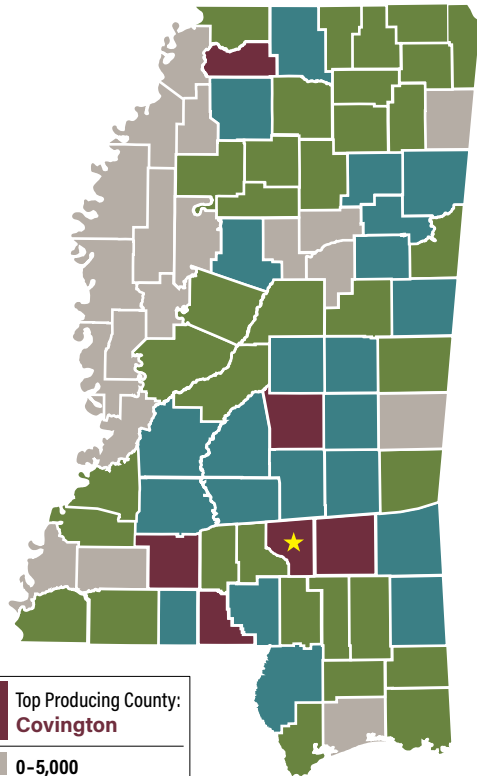
900,000 head in 2019 *(1/1/19 inventory)*

15,980 farms

\$268 million value of production in 2019



CATTLE AND CALF INVENTORY



Map based on 2019 data



MISSISSIPPI

CATFISH

205 operations

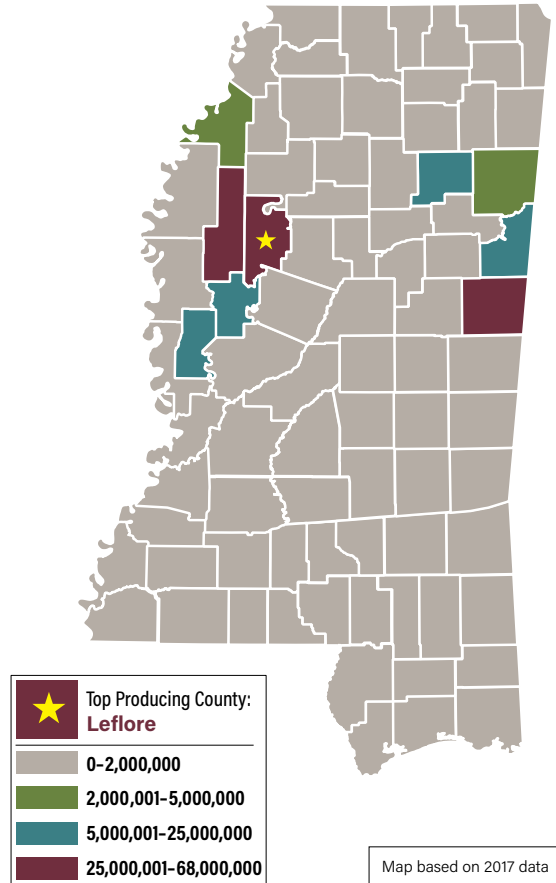
36,300 acres of production

\$172 million value of production in 2019



\$8
MILLION
ABOVE 2018
VALUE OF
PRODUCTION

CATFISH SOLD IN DOLLARS





MISSISSIPPI

RICE

113,000 acres harvested in 2019

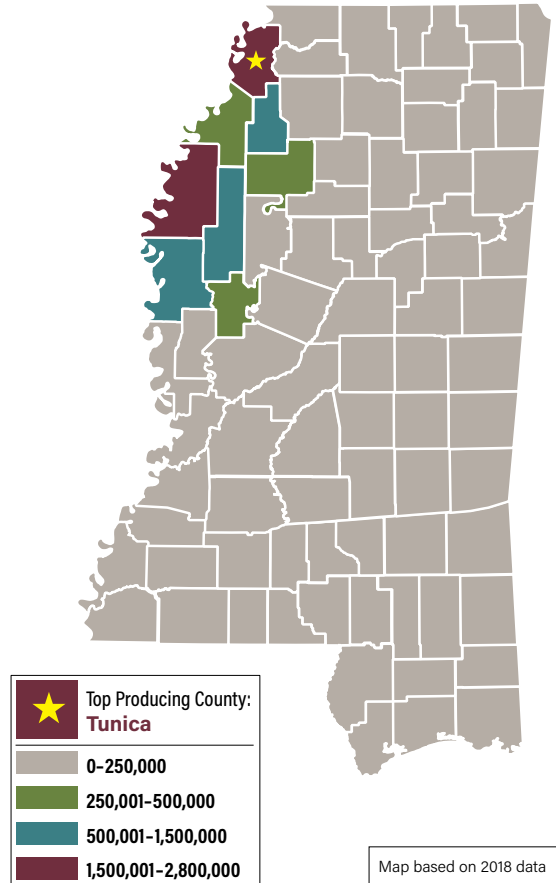
8,302,000 hundredweight
produced in 2019

221 farms

\$91 million value of production in 2019



RICE HUNDREDWEIGHT





MISSISSIPPI

WHEAT

21,000 acres harvested in 2019

987,000 bushels produced in 2019

162 farms

\$5 million value of production in 2019



MISSISSIPPI

HAY

610,000 acres harvested in 2019

1.40 million tons produced in 2019

11,565 farms

\$151 million value of production in 2019



\$31
MILLION
ABOVE 2018
VALUE OF
PRODUCTION



MISSISSIPPI

SWEET POTATOES

26,000 acres harvested in 2019

4.55 million hundredweight
produced in 2019

172 farms

\$95 million value of production in 2019



MISSISSIPPI

HORTICULTURE

\$106 million value of production in 2019 for
horticulture crops excluding sweet potatoes.

Horticulture crops include vegetables,
melons, potatoes, fruits, tree nuts, berries,
nurseries, greenhouses, floriculture, sod, and
Christmas tree farms.



\$2

MILLION

ABOVE 2018
VALUE OF
PRODUCTION



MISSISSIPPI

EGGS

1,410 million eggs produced in 2019

234 farms with 100+ layers

\$155 million value of production in 2019



MISSISSIPPI

HOGS

190,000 hogs and pigs

(12/23/19 inventory)

1,021,000 piglets born in 2019

437 farms with hogs

\$96 million value of production in 2019





MISSISSIPPI

PEANUTS

19,000 acres harvested in 2019

76.0 million pounds produced in 2019

113 farms

\$16 million value of production in 2019



MISSISSIPPI

DAIRY MILK

65 Grade A Dairy Herds

(Estimated 12/2019)

8,000 milk cows in 2019

\$24 million value of
production of milk in 2019



\$2
MILLION
ABOVE 2018
VALUE OF
PRODUCTION



MISSISSIPPI

GRAIN SORGHUM

40 farms

\$1.0 million value of production in 2019

Acreage and yield/production estimates for Mississippi were discontinued in 2019.



MISSISSIPPI

HORSES

126,000 horses | **72** public arenas

\$1.15 billion total economic impact

\$890 million value of depreciated investments | **39,500** jobs



Data based on 2008 study by Agricultural Economics, Mississippi State University



MISSISSIPPI

FISHING, HUNTING & WILDLIFE WATCHING

14,000 miles of streams

345,000 acres of ponds

295,000 acres of large
lakes and reservoirs

\$2.7 billion annual economic impact

\$1.14 billion from hunting

\$772 million from fishing

\$829 million from wildlife watching

66,171 jobs

Data based on 2010 study by Forest and Wildlife
Research Center, Mississippi State University.



APPRECIATION IS EXPRESSED TO THE FOLLOWING INDIVIDUALS FOR THEIR INPUT:

David Ammon, John Auel, Dominique Belcher,
Karen Brasher, Elizabeth Canales, Alba Dinarte,
Kevin Hudson, Samantha Laird, Josh Maples, Will
Maples, Kenner Patton, Amanda Stone, and Bob
Williams.



DIVISION OF AGRICULTURE, FORESTRY,
AND VETERINARY MEDICINE

Mississippi State University's Division of Agriculture, Forestry, and Veterinary Medicine is one of five divisions at MSU and includes the College of Agriculture and Life Sciences, College of Forest Resources, College of Veterinary Medicine, Forest and Wildlife Research Center, Mississippi Agricultural and Forestry Experiment Station, and the MSU Extension Service.

www.dafvm.msstate.edu



The Mississippi Farm Bureau Federation serves as the largest and strongest general farm organization in Mississippi, with over 181,000 member families in 82 county Farm Bureaus. It is a voluntary, non-governmental, non-partisan organization seeking solutions to problems affecting the lives of farm families, both socially and economically.

www.msfb.org

Mississippi Value of Production Estimates

DECEMBER 2019

by: Division of Agriculture, Forestry, and Veterinary Medicine
Mississippi State University

Commodity	2018 in million dollars	2019
Broilers/Eggs/Chickens	2,867	2,780
Forestry	1,150	1,150
Soybeans	1,047	762
Cotton	579	585
Corn	327	455
Cattle/Calves	278	268
Catfish	164	172
Hay	120	151
Horticulture Crops	104	106
Hogs	97	96
Sweet Potatoes	107	95
Rice	113	91
Milk	22	24
Peanuts	19	16
Wheat	7	5
Govt. Programs / Misc.	399	689
Grand Total	\$7,400	\$7,445



MISSISSIPPI STATE UNIVERSITY™
DIVISION OF AGRICULTURE, FORESTRY,
AND VETERINARY MEDICINE



Source: MSU Extension Service and Mississippi Agricultural Statistics Service. The 2019 government programs estimate is preliminary. Miscellaneous sales from 2017 Ag Census.